

STANDARD ASSESSMENT FORM FOR PG COURSES YEAR 2016-17

(Report in this SAF prescribed for the year 2016-17 will only be accepted)

SUBJECT – PATHOLOGY

Note:

1. Please read the SAF carefully before filling it up. Retrospective changes in Data will not be allowed.
2. **Do not use Annexures. All information should be provided in SAF at appropriate place earmarked. No Annexures will be considered.**
3. Experience details should be supported by experience certificate from competent authority (from the place of work) without which it will not be considered.
4. Full reference of publications (including clarification where the Journal is indexed) should be listed in front of the name to whom benefit of publications in Promotion have been given. If not given, it will not be considered from Annexures. They should also be supported by photocopies of published articles without which they will not be considered. Give only full articles, case reports and abstracts will not be considered.
5. Assessor to give his final remarks at the end of summary in the SAF. No separate confidential letter be sent.
6. Don't add, alter or delete any column of SAF.
7. Dean will be responsible for filling all columns and signing at appropriate places.

SUMMARYDate of Assessment : 20/06/2016

Name of Assessor : Dr. M.Thenmozhi

1.	Name of Institution (Private / Government)	Director / Dean / Principal (Who so ever is Head of Institution)	
	Alluri Sitarama Raju Academy of Medical Sciences	Name	Dr. K. Umamaheswara Rao
	Eluru – 534 005	Age & Date of Birth	65 years & 01/07/1950
	West Godavari District	Teaching Experience	37 Years, 11Months
	Andhra Pradesh	PG Degree (Recognized / Non-R)	Recognized
		Subject	M.D. (Paediatrics)

2.	Department Inspected	Head of the Department	
	PATHOLOGY	Name	Dr. K. Rama Murthy
		Age & Date of Birth	61 Years & 11/12/1954
		Teaching Experience	13 Years
		PG Degree (Recognized / Non-R)	Recognized

3.	(a)	Number of UG Seats	Recognized	Permitted	First LOP date when MBBS course was permitted
		150	(Year : 2014)	(Year:)	04/12/2000

(b)	<u>Date of last inspection for :</u>			
	U.G :	18/02/2014 & 19/02/2014	P.G :	05/05/2011 & 06/05/2011
	Purpose :	Recognition of 150 MBBS Seats	Purpose :	For Recognition of 3 (Three) PG Degree Seats in MD (Pathology)
	Result :	MBBS Course with 150 Seats has been Recognized	Result :	Three PG Degree Seats in MD (Pathology) Course were Recognised by MCI

4. Total Teachers available in the Department :				
Designation	Number	Name	Total Teaching Experience	Benefit of Publications in Promotions
Professor	2	Dr. K. Rama Murthy Dr. K.V.N. Srikanth	15years 12years 10months	
Associate Professor	3	Dr. C. Sitalata Dr. K Praveen Kumar Dr. Gudeli Vahini	10years 4months 9years 3months 4years 5months	
Assistant Professor	6	Dr. Siri Annam Dr. Modugumudi A Sathyanarayana Dr. Majety Dora Venkata Ramnath Dr. Uma Rani Pallivilla Dr. C. Swathi Dr. Suma Kaza	3years 5months 3years 10 days 4years 1month 1year 10months 1year 10months 1year 9months	

Note : Count only those who are physically present

5. Specimens received for Histopathological and other Examinations during the last 3 years :

- Note :**
1. Year means calendar year (1st January to 31st December)
 2. IPD means total number of patients admitted (Not total occupancy of the year)

Nature of Specimens	Year 1 2013			Year 2 2014			Year 3 2015		
	OPD	IPD	Outside Hospital	OPD	IPD	Outside Hospital	OPD	IPD	Outside Hospital
Organ / Part of Organ / Tissue removed after Surgery	3848	6092	23	3968	6612	173	4416	6826	276
Total Number of Biopsies	3749	6008	23	3934	6590	173	4303	6710	276
Haematology	196312	163233	9724	206055	172788	9740	213134	175160	10226
Fluid Cytology	472	6696	57	526	7231	69	612	8038	74
Exfoliative Cytology	9506	1258	65	9986	1646	76	10224	1995	93
FNAC (Direct)	6422	1032	243	6848	1221	262	7183	1314	286
FNAC (CT Guided)		246			264			287	
FNAC (USG Guided)		488			526			546	
Nature of Diseases Reported									
Malignancies	25	437	1	31	439	22	46	440	103
Benign	697	915	5	746	1226	87	823	1242	88
Tuberculosis	7	13	0	9	14	0	11	22	14
Other Infections/ Inflammations	1343	2208	8	1381	2286	26	1385	2291	28
Normal Tissue	119	492	1	121	543	28	176	549	29
Others (specify)	1558	1943	8	1646	2082	10	1862	2166	14

6. Specimens received and reported for Histopathological / Haematological Examinations on Inspection Day :

Nature of Specimens	OPD	IPD	Outside Hospital
Organ / Part of Organ / Tissue removed after Surgery	21	39	2
Excision Biopsies	17	21	2
Endometrial Biopsies	1	1	1
Haematology	591	501	28
PBF	21	17	1
Bone Marrow	-	1	-
FNAC (Direct)	24	6	2
FNAC (CT Guided)	-	1	-
FNAC (USG Guided)	-	1	-
Nature of Diseases Reported			
Malignancies	1	1	1
Tuberculosis	1	2	1
Other Infections/Inflammations	4	6	1
Normal Tissue	1	5	1
Others (specify)	8	9	1



7. Publications from the department during last 5 years : **14 – (ANNEXURE ATTACHED)**
(Give only full articles published in indexed journals)
No case reports or abstracts be given

8.	Blood Bank	License Valid	Yes (Copy Enclosed)
		Blood Component facility available	Yes (Copy Enclosed)
		Number of Blood Units stored on the Inspection Day	149
		Average Units consumed daily (Entire Hospital)	25 – 30 Units

9. Specialized services provided by the Department : Adequate
10. Specialized Equipment available in the Department : Adequate
11. Space (OPD, IPD, Office, Teaching Areas) : Adequate

12.	Library		Central	Departmental
		Number of Books	18981	515
		Number of Journals	121	10
		Latest Journals available upto	May 2016	May 2016

13. Casualty : Number of Beds : **25** Available Equipments : **Adequate**

14. Common Facilities :

- Central Supply of Oxygen/Suction : **Available**
- Central Sterilization Department : **Adequate**
- Laundry : **Mechanical**
- Kitchen : **Gas**
- Incinerator : **Functional**
- Capacity : **25 KG/hour**
- Bio-Waste Disposal : **Outsourced**
- Generator Facility : **Available**
- Medical Record Section : **Computerized**
- ICD10 Classification : **Used**



Signature of Assessor

15. Total Number of Pathological Post Mortems done during the last one year – 2015 : **Adult – 15**
Paediatric - 8

16. Accommodation for Staff : **Available**

17. Hostel Accommodation	U.G.		P.G.		Interns	
	Boys	Girls	Boys	Girls	Boys	Girls
No. of Rooms	170	190	70	80	150	150
No. of Students	312	382	70	80	150	120

18.	Total number of PG seats in the concerned subject		Recognized Seats	Date of Recognition	Permitted	Date of Permission
	3 MD	Degree	3	Letter Dt. 22/07/2011		
	3 DCP	Diploma			3	Letter Dt. 03/04/2008

19. Year wise number of P.G Students admitted (in the department inspected) during the last 5 years and available P.G. Teachers.

Year	No. of PG Students Admitted		No. of PG Teachers available in the Department
	Degree	Diploma	
2016	3		Four
2015	3		Five
2014	3		Six
2013	3		Five
2012	3		Four
2011	3		Five

20.	Other PG Courses run by the Institution	Course Name	No. of Seats	Department
		DNB	---	---
		M.Sc.	---	---
		Others (Superspecialties)	---	---

21. Stipend paid to the PG Students, year-wise :

Year	Stipend paid in Government Colleges by State Government	Stipend paid by the Institution
1 st Year	23805	23805
2 nd Year	25127	25127
3 rd Year	26450	26450

22. List of Departmental Faculty joining and leaving after last inspection :

DESIGNATIONS	NUMBER	NAMES	
		JOINING FACULTY	LEAVING FACULTY
Professor			Dr. Chennappa A Yemba Dr. C.A. Aruna Dr. S Jaya Bhaskar Reddy Dr. B.A. Rama Krishna
Associate Professor		Dr. Gudeli Vahini	
Assistant Professor		Dr. Uma Rani Pallivilla Dr. C. Swathi Dr. Suma Kaza	Dr. Aruna Jyothi Uram Dr. Kamalini Mahapatra
S.R. / Tutor / Demonstration			
Others			

23. Faculty deficiency, if any

Designation	Faculty Available (Number only)	Faculty Required	Deficiency, if any
Professor	2	1	NIL
Associate Professor	3	5	NIL
Assistant Professor	6	3	NIL
Senior Resident			
Junior Resident	11	5	NIL
Tutor / Demonstration			
Any other			

24. Final Remarks by the Assessor :

1. The Central Laboratory of the Hospital is being controlled by the Pathology department which is fully equipped with all the modern and advanced diagnostic facilities.
2. The department is admitting 3 MD candidates per year.
3. There are 4 P.G. Teachers working in the department. Faculty strength in the department is sufficient as per the requirements of MCI. There is no deficiency of Teaching Staff.
4. There is an adequate number of patient turnover in the department. Workload, Clinical Material, Supporting Services, Library Books and Journals are adequate.
5. There is a good number of Investigative Workload in the department.
6. The Training, Teaching and Academics for Post Graduate Students are satisfactory.
7. There are 14 Indexed Research Publications available in the department during last three years.
8. The purpose of present inspection to get renewal of recognition for the 03 MD (Pathology) seats which were recognized in the year 2011.
9. The academic parameters, theory classes and case presentations were verified and found to be correct
10. The pattern of Examination is followed as per the MCI Norms and the statues of the Dr. NTR UHS. The standard of examinations is satisfactory.
11. The department is having good infrastructure and equipment.
12. I have verified and satisfied with the teaching staff, infrastructure, clinical material and workload.



Signature of Assessor

Standard Assessment Form for Postgraduate Courses (PATHOLOGY)

1. Name of the Institution : Alluri Sitarama Raju Academy of Medical Sciences

MCI Reference No. : _____ dated: _____

Assessment Date : 20/06/2016

2. Particulars of the Assessor :-

Name :	Dr. M.Thenmozhi	Residential Address (with Pin Code)	94/1 S.E.E.D Colony, Alagapuram, Selam-16
Designation :	Prof.&HOD.	Phone (Off) (Resi.)	0427-2383313
Specialty :	<u>PATHOLOGY</u>	Fax No.	-
Name & Address of Institute/College	Govt.Mohana Kumara Mangalam Medical College, Steelplant Road, Selam - 10	Mobile No.	09443267899
		E-mail:	subbuthen@gmail.com

3. (Institutional Information)


A. Particulars of College :

Item	College	Chairman / Health Secretary	Dean / Principal	Medical Superintendent
Name	Alluri Sitarama Raju Academy of Medical Sciences	Dr. Gokaraju Ganga Raju	Dr. K. Umamaheswara Rao	Dr. K. Ananda Rao
Address	NH - 5 Eluru West Godavari	ASRAM Campus NH - 5 Eluru, West Godavari	ASRAM Campus NH - 5 Eluru, West Godavari	ASRAM Campus NH - 5 Eluru, West Godavari
State	Andhra Pradesh	Andhra Pradesh	Andhra Pradesh	Andhra Pradesh
Pin Code	534 005	534 005	534 005	534 005
Phone (Off.) (Res.) (Fax)	08812 249365 08812 224322	08812 249365 08812 224322	08812 249365 08812 224322	08812 249365 08812 224322
Mobile No.		9848125500	9491044803	9848567081
E-Mail :	asram@asram.in	asram@asram.in	asram@asram.in	asram@asram.in

B. Particulars of Affiliated University :

Item	University	Vice-Chancellor	Registrar
Name	Dr. NTR University of Health Sciences	Dr. T. Ravi Raju	Smt. G. Anuradha
Address	Eluru Road, Vijayawada Krishna District	Eluru Road, Vijayawada Krishna District	Eluru Road, Vijayawada Krishna District
State	Andhra Pradesh	Andhra Pradesh	Andhra Pradesh
Pin Code	520 008	520 008	520 008
Phone (Off.) (Res.) (Fax)	0866 2451206 0866 2450247	0866 2451206 0866 2450247	0866 2451206 0866 2450247
Mobile No.			8978900572
E-Mail :	drntruhs@gmail.com	drntruhs@gmail.com	drntruhs@gmail.com

ASRAM


PRINCIPAL
Alluri Sitarama Raju
Academy of Medical Sciences
Eluru-534 005


Signature of Assessor.

Signature of Dean/Principal

PART - I

(Institutional Information)

1. Particulars of Director / Dean / Principal :
(Who so ever is Head of Institution)Name : **Dr. K. Umamaheswara Rao** Age : **65 Years** (Date of Birth) **01/07/1950**

PG Degree	Subject	Year	Institution	University
Recognized	M.D. (Paediatrics)	1978	Andhra Medical College Visakhapatnam	Andhra University Andhra Pradesh

Teaching Experience :

Designation	Institution	From	To	Total Experience
Assistant Professor	Andhra Medical College Visakhapatnam	29/06/1978	28/07/1997	19years, 1month
Associate Professor	Andhra Medical College Visakhapatnam	28/07/1997	31/08/1998	1Years, 1Months, 3Days
Professor	Rangaraya Medical College Kakinada	01/09/1998	09/05/2002	3Years, 8Months, 8Days
Professor	Andhra Medical College Visakhapatnam	10/05/2002	17/06/2006	4Years, 1Months, 7Days
Professor	Guntur Medical College Guntur	19/06/2006	30/06/2008	2years, 11days
Professor	ASRAMS, Eluru	09/07/2008	Till Date	7Years, 11Months
Grand Total				37 Years, 11Months


2. Central Library :


- Total No. of Books : **18981**
- Books pertaining to Pathology : **515**
- Purchase of Latest Editions
of Books in Last 3 years :

Total Books : **3348**Pathology Books : **110**● **Journals :**

Journals	Total	Pathology
Indian	75	02
Foreign	46	08

ASRAM


PRINCIPAL
Aluri Sitarama Raju
Govt. of Medical Science
-534 005


 Signature of Assessor

- Year/Month upto which latest Indian Journals Available : May 2016
- Year/Month upto which latest Foreign Journals Available : May 2016
- Internet / Med-pub / Photocopy Facilities Available / Not Available : Available
- Library Opening Timings : 24 Hours
- Reading Facility out of Routine Library Hours : Available
(obtain list of books & journals duly signed by Dean)


3. Casualty / Emergency Department :


Space	:	1030 Sq.m
Number of Beds	:	25 beds
No. of Cases (Average Daily OPD and Admissions)	:	OP : 110 – 120 Per day Admissions : 10 to 12 Per day
Emergency Lab in Casualty (Round the Clock)	:	Available
Emergency OT and Dressing Room	:	Available

Staff (Medical/Paramedical)	:	Casualty Medical Officer	- 8
		Paramedical – Staff Nurses	- 12
		Receptionists / PRO / Clerks	- 3
		Clinical Staff	- 6
		Ward Boys	- 8
		Technicians	- 6
		Stretch Bearers	- 8
		Sweepers	- 6

Equipment Available :	1.	ECG Machines	- 02
	2.	Mobile X-Ray	- 01
	3.	Mobile Ultra sound	- 01
	4.	Suction Apparatus	- 04
	5.	Pulse Oxymeters	- 04
	6.	Defibrillators	- 06
	7.	Ambubags	- 04
	8.	Endo Tracheal Tubes	- 06
	9.	Infusion Pumps	- 06
	10.	Monitors	- 06

ASRAM


PRINCIPAL
 Alavi Siterama Raju
 Academy of Medical Sciences
 Bangalore-560011


 Signature of Assessor

4. Blood Bank :

(i)	Valid License (copy of certificate to be annexed)	:	Yes	
(ii)	Blood Component Facility Available	:	Yes	
(iii)	All Blood Units Tested for Hepatitis C,B, HIV	:	Yes	
(iv)	Nature of Blood Storage Facilities (As per Specifications)	:	Yes	
(v)	Number of Blood Units Available on Inspection Day	:	149	
(vi)	Average Blood Units consumed daily and on Inspection day in the entire Hospital (give distribution in various specialties)		Average Daily	On Inspection Day
		-	25 – 30 Units	24 Units
	General Surgery	-	05 to 06 Units	
	OBGY	-	05 to 06 Units	
	Orthopaedics	-	05 to 06 Units	
	General Medicine	-	03 to 04 Units	
	Others	-	07 to 08 Units	

5. Central Research Lab:

- Whether it exists ? : **Yes**
- Administrative Control : **Professor & HOD of Biochemistry**
- Staff : **Research Laboratory is supervised by Teaching Staff of respective departments Assoc. Prof / Asst. Prof. – 3 (one each in Microbiology, Pathology & Biochemistry)**
- Equipment : Auto Analysers, Colorimeter, PH. Meter, Incubators, Hot Air Ovens, Distilled Water plant, Fume cup board, Microscopes, Refrigerators, Autoclave, Balances, Incubator Electric, Flame Photometer, Autopipetts, Spectrophotometer, Blood gas Analyser, Boiling Water Baths, Urinometers, Constant Temperature water baths, Ryles Tube, Thermometers, Glass Distillation Apparatus, Dissectors large size and small size, centrifuge clinical 16 tubes, Binocular Microscope, Glass ware. Adequate for Histopathology, Haematology, FNAC etc, Ultra Centrifuge, PCR: Thermocycler, Magnetic Stirrer with hot plate, Test tube shaker, Chromatography chamber (Paper chromatography, TLC), Electrophoresis (Agarose gel electrophoresis, PAGE).
- Work Load : The Central Research Lab is being used by all Pre Clinical, Para Clinical and Clinical departments for research activities of UGs & PGs

6. CENTRAL LABORATORY :

- Controlling Department : **Professor & HOD of Pathology**
- Working Hours : **24 Hours**
- Investigative Work Load :
(Approximate number of investigations done daily)

Radiology	On Inspection Day	Average (Monthly)	Microbiology	On Inspection Day	Average (Monthly)
Plain X-Rays	425	13293	Bacteriology	228	6750
CT Scans	37	1162	Serology	188	5580
MR Scans	30	958	Mycology	21	660
Mammography	08	242	Parasitology	127	3750
Barium Studies / IVP	16	545	Virology	192	5820
Ultrasonography	236	7087	Immunology	76	2310
DSA	01	5			
Others	06	50			

Pathology	On Inspection Day	Average (Monthly)	Biochemistry	On Inspection Day	Average (Monthly)
Haematology	1121	33540	Blood Chemistry	1712	51030
Histopathology	44	1290	Endocrinology	295	8940
FNAC	32	930	Other Fluids	176	5190
Cytology	73	2260			

Radiotherapy (Optional)

Radiotherapy	-----
Teletherapy	-----
Brachy therapy	-----

7. OPERATION THEATRES :

AC / Non AC	Air-Conditioned	Number of OTs Functional Per Day	17
Numbers	17	Number of Days Operations Carried Out	Every Day
Pre-Anaesthetic Clinic		Average No. of Cases Operated Daily (Entire Hospital)	Major - 60 Minor - 97 Total - 157
Resuscitation Arrangements	Adequate	Equipments	Available

Operation Theatres	Surgery	Ophthal	ENT	Ortho	OBG	Other	Total
AC / Non AC	A/C	A/C	A/C	A/C	A/C	A/C	
Numbers	3	2	2	2	4	4	17
Equipment(s)	Adequate	Adequate	Adequate	Adequate	Adequate	Adequate	
Pre-Anaesthetic Clinic	Available	Available	Available	Available	Available	Available	
Post-Anaesthetic Care Area	Available	Available	Available	Available	Available	Available	
Resuscitation Arrangement	Adequate	Adequate	Adequate	Adequate	Adequate	Adequate	
ICU	Provided	Provided	Provided	Provided	Provided	Provided	
Pain Clinic	Available	Available	Available	Available	Available	Available	
Total Anaesthesia Staff	15	10	10	10	20	20	85
Average No. of Cases Operated Daily :							
Elective Major	10	12	3	8	8		41
Emergency Major	5	1	1	8	4		19
Minor	31	19	12	20	15		97
Total	46	32	16	36	27		157

ASRAM




Signature of Assessor

RECORDED
 10/10/2018
 10/10/2018
 10/10/2018

8. Central Supply of Oxygen/Suction : Available
9. Central Sterilization Department : Adequate
10. Laundry : Mechanical
11. Kitchen : Cooking by Gas
12. Incinerator : Functional
: 25 Kgs. Per Hour
13. Bio-waste Disposal : Outsourced
14. Generator Facility : Available
15. Medical Record Section : Computerized
- ICD10 Classification : Used
16. Total Number of Pathological Post Mortems done during the last one year – 2015 : **Adult – 15**
Paediatric - 8

17. Recreational Facilities : Available
- Play Grounds : Play Grounds are utilized by Postgraduate Students along with the Undergraduate Students
- Out Door Games : Basketball, Volleyball, Tennikoit, Throw Ball, Cricket, Ball Badminton, Shuttle Badminton, Javelin, Discus, Shot-put, High Jump
- In Door Games : Table Tennis, Shuttle Badminton, Carroms & Chess, Multi Gym, Dumbles & Weights
- Gymnasium : Available

18. Hostel Accommodation	U.G.		P.G.		Interns	
	Boys	Girls	Boys	Girls	Boys	Girls
No. of Rooms	170	190	70	80	150	150
No. of Students	312	382	70	80	150	120

19. Residential accommodation for Staff / Paramedical staff : Adequate

ASRAM



Signature of Assessor

20. Ethical Committee (Constitution)

A. Animal Ethical Committee :

Principal	- Dr. K. Umamaheswara Rao
Judge	- Mr. T. Rama Raju
Lawyer	- Mrs. DSL Tulasi Devi
Veterinary Doctor	- Dr. Veeram Chetty
Human Rights Committee Member	- Mr. Gopala Krishnam Raju
Social Worker	- Mr. V.B. Acharyulu
Professor & HOD of Pharmacology	- Dr. V. Seshayamma
Professor & HOD of Microbiology	- Dr. S. Subbarayudu
Professor & HOD of Physiology	- Dr. Mohmmed Zaffrullah

B. Clinical Ethical Committee (Constitution) :

Principal	- Dr. K. Umamaheswara Rao
Judge	- Mr. T. Rama Raju
Lawyer	- Mrs. DSL Tulasi Devi
Human Rights Committee Member	- Mr. Gopala Krishnam Raju
Social Worker	- Mr. V.B. Acharyulu
Professor & HOD of General Medicine	- Dr. Gambir Swarnalatha Devi
Professor of General Surgery	- Dr. S. Vijaya Mohan Rao
Professor of OBGY	- Dr. K. Vandana
Professor & HOD of Paediatrics	- Dr. P. Sudarsini
Professor & HOD of Radio – Diagnosis	- Dr. B. Venkateswarlu
Professor & HOD of Anaesthesia	- Dr. Kommanapalli Venkateswara Rao
Professor & HOD of Pathology	- Dr. K. Rama Murthy

The IAEC Members will regularly meet quarterly to review the latest number of animals present in the Animal House, further requirement for experiments in the departments of Pharmacology, Physiology etc.

The IEC meeting will be held every three months to accept the protocols of P.G. Dissertations of various Clinical Specialties and issue Ethics Clearance Certificates for the Postgraduates.


PRINCIPAL
Alluri Sitarama Raju
Academy of Medical Sciences
Eluru-534 005


 Signature of Assessor

21. Medical Education Unit (Constitution)
(Specify number of meetings held annually & minutes thereof)

- a) **Staff :**
- Chairperson** - **Dr. K. Umamaheswara Rao**
PRINCIPAL
Professor of Paediatrics
- Co – Ordinator** - **Dr. K. Chandra Sekhar**
Professor of Community Medicine
- Co Co-Ordinator** - **Dr. Manaswini Das**
Assistant Professor of Microbiology
- Honorary Faculty**
- Professor of General Surgery - **Dr. S. Vijaya Mohan Rao**
Professor & HOD of Pathology - **Dr. K. Rama Murthy**
Professor & HOD of Paediatrics - **Dr. P. Sudarsini**
Professor & HOD of Anatomy - **Dr. Puttagunta Bapuji**
Professor & HOD of Microbiology - **Dr. S. Subbarayudu**
Professor & HOD of Biochemistry - **Dr. K. Ambika Devi**
Professor of General Surgery - **Dr. Kondreddy Suhas**
Associate Professor of ENT - **Dr. Manas Ranjan Rout**
Academic Coordinator - **Dr. M.V. Sadasiva Rao**
Supportive Staff : **Mr. G. Udaya Bhaskar**
- Stenographer : **Mr. K.S. Anjaneya Raju**
- Computer Operator : **Mr. P. Anjaneya Raju**
- Technicians in Audio-Visual Aids, Photographer & Artist : **Mr. Dhanunjaya,**
Mr. Pradeep Singh
Mr. Rama Rao
- b) Equipment Available : **Xerox Machine, Computer with Internet Facility, Scanner, OHP Slide Projector, TV & VCR, Black Board, LCD Projectors, Public addressing system, Microphones**
- c) Teaching & Training Material available : **Audio Visual Aids, CDs and Literature material available.**
Digital Library Facilities available in Central Library
- d) No. of Training Courses conducted by Medical Education Unit: : **Eight Training Courses held upto 2016**
- (i) Categories of personnel trained : **Faculty, P.G.s & CRRIS**
- (ii) Number trained in each category : **15 – 20**

ASRAM



PRINCIPAL
Alluri Sivaranga Raju
Academy of Medical Sciences
524 606



Signature of Assessor

MEDICAL EDUCATION UNIT:

Medical Education Unit is established as per the Medical Council of India circular keeping in view of the following objectives:

1. **Faculty Development** – To train teachers of Medical Colleges in Educational Science and Technology and to help them in framing objectives, selecting appropriate teaching/learning techniques, instructional material and assessment devices to find out whether the objectives have been achieved or not. For this purpose workshops of 2 – 3 days duration, short duration training courses, certificate courses etc. is being arranged.
2. **To conduct and support Research in Medical Education** – This is in the form of inquiry driven strategies in various aspects of Medical Education evolving innovative techniques in teaching and learning and their evaluation. Special emphasis is laid on preparing self-learning modules and packages for providing clinical skills to the students.
3. To act as resource centre for educational materials and information and audio-visual media support.
4. To help in continuing Medical Education of private practitioners.
5. Policy development, coordination for furtherance of medical education by establishing task forces and consortiums.
6. Developing system of assessment/testing e.g. programme evaluation student evaluation and faculty evaluation.
7. Developing communication links e.g. newsletter, network etc.
8. Instructional design-developing curricula and providing guidelines for implementing these.
9. Horizontal Integrated Teaching for MBBS Students.
10. Vertical Interaction for Postgraduate Students.



Signature of Assessor

REGIONAL MEDICAL EDUCATION TRAINING PROGRAMME :

The following Faculty Members of our Institution were deputed to **REGIONAL MEDICAL EDUCATION TRAINING PROGRAMME** conducted by M.C.I. as on **May 2016**.

S. No.	Name of the Faculty	Department
1	Dr. K. Uma Maheswara Rao	Principal
2	Dr. Vijaya Mohan Rao .S	General Surgery
3	Dr. Chandra Sekhar. K	Community Medicine
4	Dr. Bhaskar Raju.K	Physiology
5	Dr. Aruna .G	Biochemistry
6	Dr. Siva Kumar Nadella	Pharmacology
7	Dr. Manaswini Das	Microbiology
8	Dr. G. Hari Jagannadha Rao	Pharmacology
9	Dr. P. Vittal Prasad	E.N.T
10	Dr. Manas Ranjan Rout	E.N.T
11	Dr. P.Sudarsini	Paediatrics
12	Dr. P. Bapuji	Anatomy
13	Dr. Md. Zaffrullah	Physiology
14	Dr. K. Ambika Devi	Biochemistry
15	Dr. S. Subba Rayudu	Microbiology
16	Dr. V. Seshayamma	Pharmacology
17	Dr. P.G. Deotale	Community Medicine

MEDICAL EDUCATION TRAINING PROGRAMME AT PONDICHERRY :

S. No.	Name of the Faculty	Department
1	Dr. Ganta Uma Ramani	Biochemistry
2	Dr. Manaswini Das	Microbiology

ADVANCED TRAINING PROGRAMME AT ST. JOHN'S BANGALORE :


S. No.	Name of the Faculty	Department
1	Dr. Manas Ranjan Rout	ENT
2	Dr. Chandra Sekhar. K	Community Medicine





Signature of Assessor


ATCOM (Attitude and Communications) SENSITIZATION REVISED BASIC MEDICAL EDUCATION PROGRAMME :

Sl. No.	Name of the Faculty	Designation
1	Dr. S. Vijaya Mohan Rao	Professor & HOD of General Surgery
2	Dr. Gambir Swarnalatha Devi	Professor & HOD of General Medicine
3	Dr. Prabhu Govindrao Deotale	Professor & HOD of Community Medicine
4	Dr. V. Seshayamma	Professor & HOD of Pharmacology
5	Dr. Puttagunta Bapuji	Professor & HOD of Anatomy
6	Dr. S. Subbarayudu	Professor & HOD of Microbiology
7	Dr. Mohammed Zaffrullah	Professor & HOD of Physiology
8	Dr. K. Rama Murthy	Professor & HOD of Pathology
9	Dr. Naidana Partha Sarathy	Professor of Community Medicine
10	Dr. Gaddam Hari Jagannadha Rao	Professor of Pharmacology
11	Dr. Amar Vishal	Professor of Orthopaedics
12	Dr. Ganta Uma Ramani	Professor of Biochemistry
13	Dr. Uthakalla Vijaya Kumar	Professor of SPM
14	Dr. K. Vandana	Professor of OBGY
15	Dr. Dasharatha Murmu	Professor of OBGY
16	Dr. Devireddy Krishna Reddy	Professor of Anatomy
17	Dr. Vasundhara Arigela	Professor of Paediatrics
18	Dr. R. Somasundara Babu	Professor of Psychiatry
19	Dr. Sriramaneni Venkateswara Rao	Professor of Radio-Diagnosis
20	Dr. Sawant Sunita Uttamrao	Professor of Anatomy
21	Dr. Padma Amar Vishal	Professor of Anaesthesia
22	Dr. Deeganta Mohanty	Professor of ENT
23	Dr. V. Mahesh Kumar Chinta	Associate Professor of Community Medicine


Director/ Dean/ Principal

ASRAM PRINCIPAL
Alluri Sitarama Raju
Academy of Medical Sciences
Eluru-534 005


PRINCIPAL
Alluri Sitarama Raju
Academy of Medical Sciences
Eluru-534 005


Signature of Assessor

PART – II (Departmental Information)1. Department Inspected : **PATHOLOGY**

2. Particulars of HOD :

Name : **Dr. K. Rama Murthy** Age : **61 Years** (Date of Birth) **11/12/1954**

PG Degree	Subject	Year	Institution	University
Recognized	M.D. (Pathology)	1985	Rangaraya Medical College	Andhra University

Teaching Experience :

Designation	Institution	From	To	Total Experience
Assistant Professor	ASRAM, Eluru	17/07/2003	31/07/2008	5years, 14days
Associate Professor	BLDE MC, Bijapur	30/07/1990	14/08/1992	2years, 15days
Associate Professor	ASRAM, Eluru	01/08/2008	31/07/2010	2years
Professor	ASRAM, Eluru	01/08/2010	Till Date	5Years, 10Months, 9Days
Grand Total				16 Years

- a) Purpose of Present Inspection : **Renewal of Recognition**
(Grant of Permission / Recognition / Increase of Seats in / Renewal of Recognition / Compliance Verification) **Renewal of Recognition for 03 MD (Pathology) Seats**
- b) Date of Last MCI Inspection of the Department : **18/02/2014 & 19/02/2014**
(Write Not Applicable for first MCI inspection)
- c) Purpose of Last Inspection : **For Recognition of MBBS Course with 150 Seats**
- d) Result of Last Inspection : **MBBS Course with 150 Seats was Recognised by MCI**
(Copy of MCI letter be attached)



PRINCIPAL
Alluri Sitarama Raju
Academy of Medical Sciences
Eluru-534 005

ASRAM



Signature of Assessor

3. Mode of Selection (Actual/Proposed) of P.G. Students :

Selection is done strictly on the basis of Academic Merit by the Dr. NTR University of Health Sciences, Vijayawada as determined by Common Competitive Entrance test conducted by Dr. NTR UHS, Vijayawada


In our institution 50% of the total P.G Degree and Diploma Courses will be filled by the Dr. NTR University of Health Sciences, Vijayawada, A.P., and the remaining 50% by the Management of our Institution on the basis of Merit.

4. If course already started, year wise number of P.G Students admitted and available P.G. Teachers during the last 5 years.

Year	No. of PG Students Admitted		No. of PG Teachers available in the Department
	Degree	Diploma	
2016	3		Four
2015	3		Five
2014	3		Six
2013	3		Five
2012	3		Four
2011	3		Five

5. Stipend paid to the PG Students, year-wise :

Year	Stipend paid in Government Colleges by State Government	Stipend paid by the Institution
1 st Year	23805	23805
2 nd Year	25127	25127
3 rd Year	26450	26450


 PRINCIPAL
 Alluri Sitarama Raju
 Academy of Medical Sciences
 Eluru-534 003

ASRAM


 Signature of Assessor

6. Departmental General Facilities :

- Total number of Laboratories in the department


Nomenclature	Morbid Anatomy Grossing Area	Histopathology / Cytopathology	Research Lab	Demo Room	Seminar Room	Any Other Lab.
Size (Area)	200 Sq. Mts.	200 Sq. Mts.	200 Sq. Mts.	Two each 68 Sq. Mts. 60 Sq. Mts.	50 Sq.Mts	
Capacity	100 Students	100 Students	100 Students	100 Students	50 Students	
Cupboards for Storage	Available	Available	Available	Available		
Microscopes	Available	Available	Available	Available		
List of Equipments Available	Epideo Scope, Microscope with Camera + TV for Histopathology Demonstration, Automatic Tissue processor, Cryostat, One five part and one three part Haemotology analysers, Computer for Demonstration of Histopathology C.Ds, etc. Over Head Projectors, Automatic Slide Projectors, LCD Projectors, Documentary Camera, Black Board,					

7. Has any of these faculty members been considered in PG/UG inspection at any other college or any other subject in this college after 01.03.2016. If yes, give details - NIL

8. List of Faculty joining and leaving after last inspection :

DESIGNATIONS	NUMBER	NAMES	
		JOINING FACULTY	LEAVING FACULTY
Professor			Dr. Chennappa A Yemba Dr. C.A. Aruna Dr. S Jaya Bhaskar Reddy Dr. B.A. Rama Krishna
Associate Professor		Dr. Gudeli Vahini	
Assistant Professor		Dr. Uma Rani Pallivilla Dr. C. Swathi Dr. Suma Kaza	Dr. Aruna Jyothi Uram Dr. Kamalini Mahapatra
S.R. / Tutor / Demonstration			
Others			

ASRAM


PRINCIPAL


Signature of Assessor

Principal
Department of Pathology
M. S. Ramaiah Medical College
Bangalore

9. List of Non-Teaching Staff in the Department :

Sl. No.	Name	Designation
1.	M. Rama Rao	Artist
2.	Y. Surya Chandra Rao	Technical Assistant
3.	KDRAVGSS Srinivas	Technicians
4.	K. Siva Prasad	Technicians
5.	P. Siva Satish Kumar	Technicians
6.	T. Adinarayana	Technicians
7.	P. Srinivas	Technicians
8.	D. Venkata Rao	Technicians
9.	I. Dhana Lakshmi	Steno Typist
10.	M. Jagadeeswara Rao	Clerk
11.	Y. Radhika	Record Clerk
12.	Padma	Sweeper
13.	Krishnaveni	Sweeper
14.	Prabhavati	Sweeper

10. Teaching Facilities :

	Number	Size	Sitting Capacity
Seminar Rooms	1	50 Sq. Mts.	50 Students
Demonstration Rooms	2	120 Sq. Mts.	100 Students

Audiovisual Aids available : Adequate

11. Departmental Library :

- Total No. of Books : 167
- Purchase of latest editions in last 3 years : 86
- No. of Journals : 10



ASRAM



Signature of Assessor

12. Departmental Museum :

- Space : 15 Sq. Mts.
- No. of Specimens : 690
- Charts / Diagrams : 100

Office Space :

13.

Departmental Office

- Space : 15 sqm.
- Staff (Steno / Clerk) : 15 sqm.
- Computer / Typewriter : 15 sqm.
- Internet Facility : Available

14.

Office Space for Teaching Faculty

- HOD : 20 sqm.
- Professor : 20 sqm.
- Associate Professor : 18 sqm.
- Assistant Professor : 15 sqm.
- Residents : 12 sqm.


12. Investigative workload :

(a) Year wise available operative workload (during previous three years) for the entire hospital :

Parameters / Test done	Year 1 2013	Year 2 2014	Year 3 2015
Total number of Major Surgeries *	13415	13543	21600
Total number of Minor Surgeries *	29167	31737	34920
Average daily total operative load for			
Major Surgeries *	38	57	60
Minor Surgeries *	82	92	97
Autopsies			
Adult	12	12	15
Paediatric	6	11	8
Total	18	23	23

*The total operative workload needs to be assessed from the Department of Anaesthesia

ASRAM


PRINCIPAL
Alluri Sitarama Raju
Academy of Medical Sciences


 Signature of Assessor

(b) Specimens received for Histopathological and other Examinations during the last 3 years :


- Note :**
1. Year means calendar year (1st January to 31st December)
 2. IPD means total number of patients admitted (Not total occupancy of the year)

Nature of Specimens	Year 1 2013			Year 2 2014			Year 3 2015		
	OPD	IPD	Outside Hospital	OPD	IPD	Outside Hospital	OPD	IPD	Outside Hospital
Organ / Part of Organ / Tissue removed after Surgery	3848	6092	23	3968	6612	173	4416	6826	276
Total Number of Biopsies	3749	6008	23	3934	6590	173	4303	6710	276
Haematology	196312	163233	9724	206055	172788	9740	213134	175160	10226
Fluid Cytology	472	6696	57	526	7231	69	612	8038	74
Exfoliative Cytology	9506	1258	65	9986	1646	76	10224	1995	93
FNAC (Direct)	6422	1032	243	6848	1221	262	7183	1314	286
FNAC (CT Guided)		246			264			287	
FNAC (USG Guided)		488			526			546	
Nature of Diseases Reported									
Malignancies	25	437	1	31	439	22	46	440	103
Benign	697	915	5	746	1226	87	823	1242	88
Tuberculosis	7	13	0	9	14	0	11	22	14
Other Infections/ Inflammations	1343	2208	8	1381	2286	26	1385	2291	28
Normal Tissue	119	492	1	121	543	28	176	549	29
Others (specify)	1558	1943	8	1646	2082	10	1862	2166	14



PRINCIPAL
Alluri Sitarama Raju
Academy of Medical Sciences
Eluru-517 103


ASRAM



Signature of Assessor

(c) Specimens received and reported for Histopathological / Haematological Examinations on Inspection Day :

Nature of Specimens	OPD	IPD	Outside Hospital
Organ / Part of Organ / Tissue removed after Surgery	21	39	2
Excision Biopsies	17	21	2
Endometrial Biopsies	1	1	1
Haematology	591	501	28
PBF	21	17	1
Bone Marrow	-	1	-
FNAC (Direct)	24	6	2
FNAC (CT Guided)	-	1	-
FNAC (USG Guided)	-	1	-
Nature of Diseases Reported			
Malignancies	1	1	1
Tuberculosis	1	2	1
Other Infections/Inflammations	4	6	1
Normal Tissue	1	5	1
Others (specify)	8	9	1


PRINCIPAL
Alluri Sitarama Raju
Academy of Medical Sciences
Eluru-534 005


ASRAM


 Signature of Assessor

16. **Equipments :**

S. No	Name of the Article	Quantity
1	Weighing machine for cadavers	1
2	Rotary Microtomes	2
3	Freezing Microtome with a stand for carbon dioxide cylinder	1
4	Hot plates	2
5	Hot air (50 degree Celsius) for special staining	2
6	Paraffin embedding bath (Ordinary)	2
7	Electric vacuum embedding baths	2
8	Histo kinette	Available
9	Autoclave electric	2
10	Distilled water still	1
11	Water bath 57 degree Celsius	1
12	Rectangular water bath	1
13	Centrifuge machine eclectic Rot fix	1
14	Colorimeter Photoelectric Klutz	1
15	Cabinet for 1000 slides	Available
16	Band saw	1
17	Autopsy tables	2
18	Automatic tissues processor , Histo kinette or similar, complete	1
19	Staining racks for staining in bulk	15
20	Troughs for staining in bulk	18
21	Coplin jars	24
22	Water bath electric (Tissue Floatation)	2
23	Balance, chemical with weights	2
25	Microscopes, Monocular, with double nose piece, High power	132
26	Oil immersion lens for above	90
27	Polarizing attachments for microscopes	1
28	Micrometers, ocular	1
29	Demonstration eye pieces	6
30	Magnifying lens	6
31	Blood pressure instrument	2
32	Micrometer stage	2
33	Hot plat electric	2
34	Laboratory Counter nine keys clay Adams	8
35	Laboratory stirrer	1
36	Automatic timer	2
37	Balance for weighing organs	1
38	Saws, wire for cutting bones	1
39	slide boxes for 100 slides for students 200	Available
40	Drill for boring glass	2
41	Blow piece with bellows for bending glass	2
42	Microphotograph apparatus	1
43	X-ray viewing box	2
44	Double Demonstration Eye piece	4

ASRAM


PRINCIPAL
Alluri Sitarama Raju
Academy of Medical Sciences
Eluru-534 005


 Signature of Assessor

S. No.	Name of the Article	Quantity
45	Micro projection apparatus	2
46	Sterna puncture needle child size	2
47	Sterna puncture needle Adult size	2
48	Liver Biopsy needle	2
49	Box weight analytical	2
50	Stop watch reading at 1/5 second	6
51	Ultraviolet lamp	1
52	Ph meter electric	1
53	Microscope , Binocular, Research	1
54	Paper Electrophoresis Apparatus, horizontal	1
55	Water still electric	1
56	Paper Electrophoresis Apparatus, vertical	1
57	2x2 slide Projector	3
58	Overhead projector	1
59	Museum jars	Available
60	Drawing instruments and colours for photo artist	1 Set
61	Dark room lamp , developing troughs	1 Set
62	Surgical instruments	1 Set
63	Chemicals etc. For photo artist Glassware, stains, chemicals reagents etc.	Available
64	Clinical Laboratory : Pathology	
65	Microscope high power with oil immersion lens moveable stage and condenser for the routine microscope work	15
66	Bottles Sp. Gravity 25 cc	2
67	Mixcro burettes 5 cc	2
68	PH meter , with ultra micro blood PH electrodes and Electrical Centrifuge one higher power centrifuge for serological works, one for hematological work and one other	3
69	Incubator	1
70	Haemacytometers with red and white pipettes	90
71	Haemoglobinometers, Sahili' type	90
72	Sedimentation apparatus- one wester green and one wintrobale	2 Sets
73	Staining jars for slides	12
74	Syringes disposable one set from 10 cc to 2 cc	30 of each
75	Urinometers	9
76	Albuminometers, setbacks & Aufrech's type	2 Sets
77	Urine Glasset (Conical)	12
78	Water baths with lids and holes thereon for holding test tubes etc	3
79	Centrifuge tubes graduated	36
80	Crucible with china ltd	2
81	Crucible Gooch with adapter	2
82	Graduated cylinders for various capacities ranging from 100 cc to 1000 cc	6 of each
83	Pipettes of various sizes , graduated sets	Available
84	Reagent bottles	Available
85	Dropping bottles 4 ounce	Available
86	Reagents	Available
87	Balances-(1) Sensitive balance	2
88	(2) Chemical balances with weight boxes	2

ASRAM



PRINCIPAL

Alluri Sitarama Raju

Academy of Medical Sciences

Elna-524 005



Signature of Assessor

17. Facilities for Practicals/Research.

- **Details of facilities to carry out theory and practical classes for UG students as per the recommendations of Medical Council of India**

All facilities available as per MCI recommendations

- **Details of facilities to carry out additional classes and Practicals at PG level**

All facilities available as per MCI recommendations

- **Details of Laboratories and other Facilities to Carry out Research Work**

I.H.C., I.F., all special stains available as per MCI recommendations


18. Are there different sections in Pathology

Histopathology	:	Adequate
Cytology	:	Adequate
Haematology	:	Adequate
Cytology	:	Adequate
Fluid Section	:	Adequate
Autopsy	:	Adequate
Others (I.H.C. & I.F.)	:	Adequate

(Give size of individual labs and equipments available in each)



PRINCIPAL
Alluri Sitarama Raju
Academy of Medical Sciences
 Eluru-534 008



Signature of Assessor

19. No. & Type of Autopsies Per Year :

Adult	:	15	Neonate	:
Child	:	8	Medico-Legal	:

20. Surgical Pathology :

- No. of Specimens Per Year : 11289
- Facilities Available for :

Frozen Section : Yes Histochemistry : Yes

Immuno-Histochemistry : Yes



PRINCIPAL
Alluri Sitarama Raju
Academy of Medical Sciences
Eluru-534 005

ASRAM


Signature of Assessor

21. Haematology :

• No. of Samples Per Year	:	1437700	
• No. of Following Investigations	:		
Complete Blood count	:	314192	
E.S.R.	:	52873	
Reticulocyte Count	:	9523	
Absolute Eosinophil count	:	21733	
Bone Marrow Aspiration	:	149	
Bone Marrow Biopsy	:	50	
• PT	:	8871	
• APTT	:	7768	
• TT	:		
• Facilities Available for work up of	:		
Name the investigation done and number/y	:		
Coagulation Disorders	:	Available	
Leukamia	:	Available	
Nutritional Anaemia	:	Available	(Cytochemistry)
Hemolytic Anaemia	:	Available	



PRINCIPAL
Alluri Sitarama Raju
Academy of Medical Sciences
Eiuru-534 005

ASRAM



Signature of Assessor

22. Cytology :Number of Samples Per Year of : **30652**

Exfoliate :

Gynaecological : 12312

Non-Gynaecological : 8724

Fine Needle Aspiration :

Superficial : 8783

Ultrasound Guided : 546

C.T. Guided : 287

23. Fluids :

No. of Samples Per Year : 124162

Urine :- 118461

Routine : 191714

Special : 151366

Semen :-

Routine : 177

Special : -

CSF : 2729

Sputum : Included in Non-Gynecological Cytology

Other Body Fluids : 2801



PRINCIPAL
Alluri Sitarama Raju
Academy of Medical Sciences
Eluru-534 005

ASRAM



Signature of Assessor

24. Blood Banking :

No. of Units issued Per Year : 5682
 No. of Units collected Per Year : 5796
 No. of ABO Grouping : 13,010
 No. of R. H. Grouping : 13,010
 No. of Cross Matching : 7,100
 No. of Samples in which Antibodies Identified : 60

No. of Samples Tested for :

HIV : 5796
 HB : 5796
 HC : 5796
 VDRL : 5796
 Malaria : 5796

Facilities Available for Preparation of Blood Components :

Packed RBC : Available
 Platelet Concentrates : Available
 F.F.P : Available



PRINCIPAL
Alluri Sitarama Raju
Academy of Medical Sciences
Eluru

ASRAM



Signature of Assessor

25. Publications from the department during the last 3 years in indexed journals :

	<u>Indexed</u>
No. of publications from the department during the last three years	14

(Give only full articles published in Indexed Journals. No case reports or abstracts be given)

26. Submission of data to National Authorities, if any : Submitted as and when required



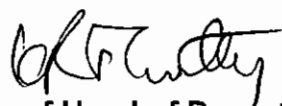
PRINCIPAL
Alluri Sitarama Raju
Academy of Medical Sciences
Eluru-524 603

ASRAM



Signature of Assessor

- 27. Academic outcome based parameters** :
- a) Theory Classes taken in the last 12 months (Dates, Subjects, Name & Designation of Teachers, Attendance Sheet) : Number 146
Available & Verified
- b) Clinical Seminars in the last 12 months (Dates, Subjects, Name & Designation of Teachers, Attendance Sheet) : Number 34
Available & Verified
- c) Journal Clubs held in the last 12 months (Dates, Subjects, Name & Designation of Teachers, Attendance Sheet) : Number 34
Available & Verified
- d) Case Presentations held in the last 12 months (Dates, Subjects, Name & Designation of Teachers, Attendance Sheet) : Number 144
Available & Verified
- e) Group Discussions held in the last 12 months (Dates, Subjects, Name & Designation of Teachers, Attendance Sheet) : Number 120
Available & Verified
- f) Group Lectures held in the last 12 months (Dates, Subjects, Name & Designation of Teachers, Attendance Sheet) : Number 36
Available & Verified
- 28. Any other information** :



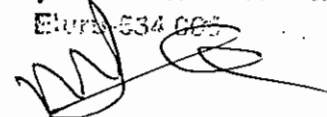
Signature of Head of Department

PROFESSOR & HOD
DEPT. OF PATHOLOGY
ASRAM

ASRAM



PRINCIPAL
Signature of Dean/Principal
Academy of Medical Sciences
Eluru-534 005



Signature of Assessor

PART – IIIPOSTGRADUATE EXAMINATION
(Only At the Time of Inspection)

1. Minimum prescribed Period of Training : 36 months for Degree
24 months for Diploma
2. Minimum prescribed Essential Attendance : 80%
- * All Post Graduate Students including Service Candidates will be eligible for leave of 30 days in each year.
* Leave eligibility will not be carried to the subsequent year.
* The Principal of the college is the authority to sanction this leave not exceeding 15 days at a time.
* Any period of absence beyond sanctioned leave (maximum of 30 days) shall be treated as absence for the purpose of calculation of attendance.
3. Periodic Performance Appraisal done or not? : Yes, done in regular intervals
4. Whether the candidates appearing in the examination have submitted their thesis six months before appearing in examination as per PG Regulations 2000? : Yes
5. Whether the thesis submitted by the candidates appearing in the examination been accepted or not? : Yes
6. Whether the candidates appearing in the examination have (i) presented one poster (ii) read one paper at National/State conference and presented one research paper which has been published/accepted for publication/sent for publication during period of their postgraduate study period : Yes
7. Details of Examiners Appointed by Examining University (Give details here, no annexure be attached) :

1st Internal Examiner : Dr. K. Rama Murthy, Professor of Pathology
ASRAM Medical College, Eluru

2nd Internal Examiner : Dr. K.V.N. Srikanth, Professor of Pathology
ASRAM Medical College, Eluru

1st External Examiner : Dr. Srinivas, Professor of Pathology
Mysore Medical College, Mysore

2nd External Examiner : Dr. Pradeep Urnap. Associate Professor of Pathology,
IGIMS, Nagapur



PRINCIPAL
Alluri Sitarama Raju
Academy of Medical Sciences
Eluru-527 005

ASRAM



Signature of Assessor

8. Whether Appointment of Examiners, their Eligibility & Conduct of Examination is as per prescribed MCI Norms or Not? : As prescribed by MCI Norms
9. Standard of Theory Papers and that of Clinical / Practical Examination : As prescribed by MCI Norms
10. Year of 1st batch pass out (mention name of previous / existing University) : Degree – May, 2011
Diploma – NIL
Dr. NTR University of Health Sciences, Vijayawada




Signature of Dean/Principal

PRINCIPAL

Alluri Sitarama Raju

Academy of Medical Sciences



Signature of Assessor

Note : i) Please do not appoint retired faculty as External Examiner

- ii) There should be two internal and two external examiners. If there are no two internal examiners available in the department then only appoint three external examiners








Signature of Assessor

**Alluri Sitarama Raju Academy of Medical Sciences
Eluru - 534 005**

Department of Pathology

TEACHING STAFF

RM-MCI-13(PATH)

Sl. No.	Designation	Name with Date of Birth	Nature of Employment Full Time / Part Time / Hon.	PAN Number TDS deducted	PG QUALIFICATION			Experience						*Benefit of publications in promotion Yes/No, if Yes List publications	Signature of Faculty Member
					Subject with year of Passing	Institution	University	Date wise Teaching Experience with Designation & Institute							
								Designation	Institution	From	To	Total Period			
	Professor	Dr. K. Rama Murthy	Full Time	ACAPK3282E	MD Pathology 1985	RMC Kakinada 	Andhra University	Professor	ASRAM	01/08/2010	Till Date	5Years, 10Months, 19Days	5Years, 10Months, 19Days		
		Associate Professor						ASRAM	01/08/2008	31/07/2010	2years	4years 15days			
	Professor	11/12/1954 61 Years	Full Time	AKQPK5737N	MD Pathology 2002	GMC Guntur 	NTR UHS	Associate Professor	BLDE MC Bijapur	30/07/1990	14/08/1992	2years 15days	5years 14days		
		Assistant Professor						ASRAM	17/07/2003	31/07/2008	5years 14days	3 years			
	Professor	Dr. K. V. N. Srikanth	Full Time	AKQPK5737N	MD Pathology 2002	GMC Guntur 	NTR UHS	Tutor	RMC	1982	1985	3 years	3 years		
		Professor						ASRAM	16/09/2012	Till Date	3Years, 9Months, 4Days	3Years, 9Months, 4Days			
	Professor	12/07/1969 46 Years	Full Time	AKQPK5737N	MD Pathology 2002	GMC Guntur 	NTR UHS	Associate Professor	ASRAM	09/09/2008	15/09/2012	4years 6days	4years 6days		
		Assistant Professor						ASRAM	12/10/2007	08/09/2008	0Years, 10Months, 26Days	5years 6days			
	Professor	12/07/1969 46 Years	Full Time	AKQPK5737N	MD Pathology 2002	GMC Guntur 	NTR UHS	Assistant Professor	Dr. PSIMS	01/09/2003	10/10/2007	4Years, 1Months, 9Days	5years 6days		
		Tutor						GMC	20/03/1999	19/03/2002	3 years	3years			

Alluri Sitarama Raju
Academy of Medical Sciences,
Eluru-534 005

No.	Designation	Name with Date of Birth	Nature of Employment Full Time / Part Time / Hon.	PAN Number TDS deducted	PG QUALIFICATION			Experience						Benefit of publications in promotion Yes/No, if Yes List	Signature of Faculty Member
					Subject with year of Passing	Institution	University	Designation	Institution	From	To	Total Period			
	Associate Professor	Dr. C. Sitalata 04/04/1976	Full Time	ACNPL8328F	MD	RMC Kakinada	NTR UHS	Associate Professor	ASRAM	04/03/2013	Till Date	3Years, 3Months, 16Days	3Years, 3Months, 16Days		
		40 Years			Pathology	(R)		Assistant Professor	ASRAM	01/03/2006	03/03/2013	7Years 2days	7Years 2days		
								Tutor	RMC Kakinada	29/1/2001	25/11/2004	3years	3years		
	Associate Professor	Dr. Kalari Praveen Kumar 17/05/1974	Full Time	AWWWPK6908 P	MD	RMC Kakinada	Dr. NTR UHS	Associate Professor	ASRAM	01/03/2013	Till Date	3Years, 3Months, 19Days	3Years, 3Months, 19Days		
		42 Years			Pathology	(P)		Assistant Professor	ASRAM	01/09/2007	28/02/2013	5Years, 5Months, 27Days	5Years, 5Months, 27Days		
								Assistant Professor	KIMS Amalapuram	15/03/2007	31/08/2007	5months 16days	5months 16days		
								Tutor	RMC	06/01/2003	05/01/2006	3 years	3years		

PRINCIPAL
Alluri Sitarama Raju
 Academy of Medical Sciences
 Hyderabad - 500021, India

(Signature)

No.	Designation	Name with Date of Birth	Nature of Employment Full Time / Part Time / Hon.	PAN Number TDS deducted	PG QUALIFICATION			Experience						*Benefit of publications in promotion Yes/No, if yes List	Signature of Faculty Member	
					Subject with year of Passing	Institution	University	Date wise Teaching Experience with Designation & Institute		Total Period						
					Designation	Institution	From	To								
	Associate Professor	Dr. Gudell Vahini 02/01/1977	Full Time	AFAPG6950Q	MD Pathology	Narayana Medical College	Dr. NTR UHS		Associate Professor	ASRAM	10/02/2016	Till Date	0Years, 4Months, 10Days	0Years, 4Months, 10Days		
		39 Years			Nov.2011	(R)		Assistant Professor	NRI Medical College	01/08/2012	22/01/2016	3Years, 5months, 22days	4years			
								Assistant Professor	ASRAM	19/01/2012	30/07/2012	6months, 12days	4days			
								Tutor	Narayana Medical College	30/04/2007	29/04/2010	3 years	3years			
	Assistant Professor	Dr. Sri Annam 30/05/1983	Full Time	DKVPS9146F	MD Pathology	Kakatiya Med. Colg.	Dr. NTR UHS	Assistant Professor	ASRAM	01/02/2013	Till Date	3Years, 4Months, 19Days	3Years, 4Months, 19Days			
		33 Years			May-11	(R)		Tutor	Kakatiya Med. Colg.	2008	2011	3years	3years			
	Assistant Professor	Dr. Modugumudi A Sathyanarayana 02/08/1985	Full Time	AWOPAA517G	MD Pathology	SV Institute of Medical Sciences	SV Institute of Medical Sciences	Assistant Professor	ASRAM	10/06/2013	Till Date	3Years, 0Months, 10Days	3Years, 0Months, 10Days			
		30 Years			2013	(R)		Tutor	SV Institute of Medical Sciences	2010	2013	3years	3years			

PRINCIPAL
Aluri Sitarama Raju
 Academy of Medical Colleges -
 East-200-005

No.	Designation	Name with Date of Birth	Nature of Employment Full Time / Part Time / Hon.	PAN Number TDS deducted	PG QUALIFICATION			Experience										*Benefit of publications in promotion Yes/No, if yes List	Signature of Faculty Member
					Subject with year of Passing	Institution	University	Date wise Teaching Experience with Designation & Institute		Total Period									
					Designation	Institution	From	To											
Assistant Professor	Dr. Majety Dora Venkata Rammah	22/1/1977	Full Time	AHUPM3761B	MD	KIMS Narketpally	Dr. NTR UHS	Assistant Professor	ASRAM	01/11/2013	Till Date	2Years, 7Months, 19Days	2Years, 7Months, 19Days						
								Assistant Professor	Narayana Medical College	01/04/2013	31/08/2013	5months	1years 5months						
								Assistant Professor	Narayana Medical College	03/08/2011	31/07/2012	1year							
Assistant Professor	Dr. Uma Rani Palivilla	23/10/1980	Full Time	BUFPP8698R	MD	ASRAM Med. Colg.	Dr. NTR UHS	Assistant Professor	ASRAM	18/08/2014	Till Date	1Years, 10Months, 2Days	1Years, 10Months, 2Days						
								Tutor	ASRAM	May2010	May2013	3years	3years						
Assistant Professor	Dr. C. Swathi	05/01/1984	Full Time	ATMPCC6073G	MD	ASRAM Med. Colg.	Dr. NTR UHS	Assistant Professor	ASRAM	04/09/2015	Till Date	0Years, 9Months, 16Days	0Years, 9Months, 16Days						
								Assistant Professor	PSIMS & RF, Chirraoutapalli	21/08/2014	03/09/2015	1Years, 0Months, 12Days	1Years, 0Months, 12Days						
								Senior Resident	Siddhartha Medical College	02/12/2013	04/08/2014	0Years, 8Months, 2Days	0Years, 8Months, 2Days						
		32 Years			Pathology	May2013													

PRINCIPAL
 Aluri Sivarama Raju
 Academy of Medical Sciences
 Aluri-534 905

(Handwritten Signature)

No.	Designation	Name with Date of Birth	Nature of Employment Full Time / Part Time / Hon.	PAN Number TDS deducted	PG QUALIFICATION			Experience						Benefit of publications in promotion Yes/No, if yes List	Signature of Faculty Member	
					Subject with year of Passing	Institution	University	Date wise Teaching Experience with Designation & Institute		Total Period						
					Designation	Institution	From	To	Total Period							
Assistant Professor	Dr. Suma Kaza	21/10/1974	Full Time	AYHPS0510N	MD	Dr. PSIMS, Gannavaram	Dr. NTR UHS	Assistant Professor	ASRAM	06/06/2016	Till Date	0Years, 0Months, 14Days	0Years, 0Months, 14Days			
								Assistant Professor	Katuri Medical College	01/06/2015	31/05/2016	1year	1year			
								Senior Resident	Siddhartha Medical College	02/12/2013	01/08/2014	8months	8months			
Tutor	Dr. Srinish Ayyasomayajula	15/11/1980	Full Time	ANJPA6776D	MBBS	Sechenov Moscow Medical	Sechenov Moscow Medical	Tutor MD	Dr. PSIMS, Gannavaram	2010	2012	2years	2years			
								Tutor DCP	Mamata Medical College	May2006	May2008	2years	3years			
Tutor	Dr. LOTHETTI BHARATHI	25/08/1987	Full Time	APAPL3991L	MBBS	ASRAM Medical College	Dr. NTR UHS	Tutor	ASRAM	30/06/2014	Till Date	1Years, 11Months, 20Days	1Years, 11Months, 20Days			
		28 Years			2006											

PRINCIPAL

Aluri Sitarame Raju
Academy of Medical Sciences
Eluru-534 005

Pathology

No.	Designation	Name with Date of Birth	Nature of Employment Full Time / Part Time / Hon.	PAN Number TDS deducted	PG QUALIFICATION			Experience						*Benefit of publications in promotions Yes/No, if yes List	Signature of Faculty Member
					Subject with year of Passing	Institution	University	Date wise Teaching Experience with Designation & Institute		Total Period					
								Designation	Institution	From	To	1	2		
	Tutor	Dr. HARTHA NARRA 12/11/1987 28 Years	Full Time	ATYPN4976F	MBBS Mar2013	Gannan Medical College,	Gannan Medical College,	Tutor	ASRAM	30/06/2014	Till Date	1Years, 11Months, 20Days	1Years, 11Months, 20Days		
	Tutor	Dr. VEERAVALLI SUDHEER KUMAR 05/09/1990 25 Years	Full Time	AMEPV6131D	MBBS January 2014	Gannan Medical College,	Gannan Medical College,	Tutor	ASRAM	30/05/2015	Till Date	1Years, 0Months, 20Days	1Years, 0Months, 20Days		
	Tutor	Dr. NANDAMALA RAMYA 25/05/1990 26 Years	Full Time	BAQPN4794P	MBBS March 2014	ASRAM Medical College	Dr. NTR UHS	Tutor	ASRAM	09/06/2015	Till Date	1Years, 0Months, 11Days	1Years, 0Months, 11Days		



PRINCIPAL
 Alluri Sitarama Raju
 Academy of Medical Science
 Eluru-534 005



No.	Designation	Name with Date of Birth	Nature of Employment Full Time / Part Time / Hon.	PAN Number TDS deducted	PG QUALIFICATION			Experience						*Benefit of publications in promotion Yes/No, If yes List	Signature of Faculty Member
					Subject with year of Passing	Institution	University	Designation	Institution	From	To	Total Period			
	Tutor	Dr. SHILPA MADHURI K 14/07/1987 28 Years	Full Time	DIMPKK3404F	MBBS March 2011	ASRAM Medical College	Dr. NTR UHS	Tutor	ASRAM	09/06/2015	Till Date	1Years, 0Months, 11Days	1Years, 0Months, 11Days		
	Tutor	Dr. Chaitanya Latha Sappidi 18/08/1982 33 Years	Full Time	AHAPCC0845J	MBBS April 2007	Government Medical College Anantapur	Dr. NTR UHS	Tutor	ASRAM	27/05/2016	Till Date	0Years, 0Months, 23Days	0Years, 0Months, 23Days		
	Tutor	Dr. Venkata Sushma V 28/11/1987 28 Years	Full Time		MBBS March 2012	Mamata Medical College	Dr. NTR UHS	Tutor	ASRAM	27/05/2016	Till Date	0Years, 0Months, 23Days	0Years, 0Months, 23Days		



PRINCIPAL
Alluri Sitarama Raju
Academy of Medical Science
Eluru-526 005



No.	Designation	Name with Date of Birth	Nature of Employment Full Time / Part Time / Hon.	PAN Number TDS deducted	PG QUALIFICATION			Experience						*Benefit of publications in promotion Yes/No, If yes List publications	Signature of Faculty Member
					Subject with year of Passing	Institution	University	Date wise Teaching Experience with Designation & Institute		Total Period					
	Tutor	Dr. Lalithashree M 01/07/1986 29 Years	Full Time		MBBS Dec2013	Vydehi Medical College Bangalore	RGUHS	Tutor	ASRAM	31/05/2016	Till Date	0Years, 0Months, 19Days	0Years, 0Months, 19Days		



PRINCIPAL
Alluri Sitarama Rayu
Academy of Medical Sciences-
Eluru-534 005

