

(B)

✓

**Standard Assessment form for PG courses: Subject: Radio-Diagnosis
(Summary)**

Date of Assessment: 13.05.2015

Name of Assessor: *Dr. Mohd. Khalid*

1. Name of Institution <i>(Private / Government)</i> ALLURI SITARAMA RAJU ACADEMY OF MEDICAL SCIENCES ELURU – 534005. W.G.DIST, A.P.	Director / Dean / Principal <i>(Who so ever is Head of Institution)</i>	
	Name	DR. K.UMAMAHESWARA RAO
	Age & Date of Birth	64 Years, 08/11/1948
	Teaching experience	36 Years, 05 Months
	PG Degree <i>(Recognized/Non-R)</i>	Recognized
	Subject	M.D. (Paediatrics)

2. Department inspected Orthopaedics	Head of Department	
	Name	Dr. Narvekar Venkatesh Nagesh
	Age & Date of Birth	66 Years, 08/11/1948
	Teaching experience	28 Years 10 Days
	PG Degree <i>(Recognized/Non-R)</i>	Recognized

3. (a). Number of UG seats	Recognised <i>(Year: 2014)</i>	Permitted <i>(Year:)</i>	First LOP date
	150		2009
(b). Date of last inspection for	UG : 18th & 19th February, 2014	PG : 09.01.2012	
	Purpose: Recognition of 150 MBBS Seats	Purpose: Enhancement of MD (Radio-Diagnosis) seats from 04 (four) to 05 (five)	13.04.2007
	Result: Recognized	Result: Enhanced from 04 to 05 Seats	

4. Total PG Teachers available in the Department:

Designation	Number	Name	Total Teaching Experience	Benefit of Publications in Promotion
Professor		Dr. Narvekar Venkatesh Nagesh Dr. V. Siva Leela Dr. Hari Bhagya Prasad Dr. KVRK Ravinder Raju Dr. Mutha Sangeeta Champalal Dr. Santosh Kumar Behera Dr. Salil Singh Dr. Geeta S. Shankar Dr. J. Muraliswar Rao Dr. B.Venkateswarlu	28 Years 39 Yrs 7 D 12Yrs 6 M 14 Yrs 2 M 16D 14 Yrs. 3M 24 D 25 Yrs. 1M 23 D 14 Yrs 10M 9D 16 Yrs 3 M 15 D 8 Yrs. 9M 20 D 11 Yrs 9 M 22 D	
Addl./Assoc Professor		Dr. Bhogavalli Venkata Rao Dr. Sudheer R	8 Yrs. 11 M 5 D 8 Yrs. 6 M 5 D	
Asstt. Professor				

Note: Count only those teachers who are physically present.

Daily investigative workload :

- Total number of plain X-rays daily : 422
- Daily Ultrasound : 218
- Daily CT Scan : 38
- Daily MRI : 31
- Special Investigations like Barium study/IVP etc : 18
- Mammography : 8
- CT guided procedures like FNAC : 50 per month
- Ultrasound guided/procedures like FNAC/Aspirations
- DSA : 01 Per month
- Others : 10 per day (Colour Doppler)

6. Year-wise available clinical materials (during previous 3 years) for department of **Radio-Diagnosis**

Parameters	2012	2013	2014
Total number of Conventional Radiology (X-Rays.)	137620	145434	147145
Total number of Contrast Radiology(Ba.IVP)	5998	6671	6715
Total number of Ultrasound (Gray Scale)	72709	74085	78948
Total number of USG (Colour Doppler)	3613	3859	4059
Ultrasound guided FNAC/Biopsy	538	627	771
CT Scan	13243	14033	14180
CT guided Biopsy/FNAC, Ultrasound guided FNAC/Aspirations etc.	99	100	102
MRI(Plain & contrast)	10721	11289	11605
Angiography (conventional/DSA)	8	10	12
Mammography	2619	2977	3017

7. Investigative work load on the day of inspection (Entire hospital):

Radiology		Bio-chemistry	Pathology		Micro biology	Blood units consumed
MRI	32	2115	Histopathology	43	942	26 Units
CT	37		FNAC	31		
USG	227		Haematology	1109		
Mammography	06		Cytology	72		
IVP/ Barium etc	19		Urine	1068		
Plain X-Rays	415					
DSA	1					
Any other	3					

Publications from the department during last 5 years:

(Give only full articles published in indexed journals)

1. *GIANT APPENDICULAR MUOCOCELE – A CASE REPORT*
- DR.J.MURALISWAR RAO , DR.SURABHI KARTHIK – JEMDS 2013
2. *GASTRO DUODENAL INTUSSUCEPTION SECONDARY TO GASTRO
INTESTINAL STROMAL TUMOUR AS A LEAD POINT – A CASE REPORT*
- DR.J.MURALISWAR RAO , DR.V.N.NARVEKAR – JEMDS 2013
3. *UNUSUAL RADIOLOGICAL PRESENTATION OF FIBROUS DYSPLASIA OF TIBIA –
A CASE REPORT*
-DR.J.MURALISWAR RAO ,DR.B.VENKATA RAO – JEMDS 2013
4. *A RARE PRESENTATION OF CALVARIAL METASTASIS FROM FOLLICULAR
CARCINOMA THYROID – A CASE REPORT*
•DR.J.MURALISWAR RAO , DR.SURABHI KARTHIK – JEMDS 2013
5. *PIGMENTED VILLONODULAR SYNOVITIS OF KNEE WITH INTRA AND EXTRA-
ARTICULAR PRESENTATION – A CASE REPORT*
•DR.J.MURALISWAR RAO , DR.N.RAKESH KUMAR – JEMDS 2013
6. *“UNU SUAL PRESENTATION OF RETROPERITONEAL LYMPHANGIOMA IN AN
ADULT” JOURNAL OF EVOLUTION OF MEDICAL AND DENTAL SCIENCES 2015;
VOL. 4, ISSUE 13, FEBRUARY 12; PAGE: 2211-2214, DOI: 10. 14260/JEMDS/2015/322*
- DR.G.SHIRISHPAUL , DR.S.VENKATESWARRAO - JAN 2015
7. *“A RARE CASE OF TORSION OF WANDERING SPLEEN IN A MULTIPAROUS
WOMAN”. JOURNAL OF EVOLUTION OF MEDICAL AND DENTAL SCIENCES 2015;
VOL. 4, ISSUE 12, FEBRUARY 09; PAGE: 2082-2086, DOI: 10.14260/JEMDS/2015/299*
- DR.G.SHIRISHPAUL , DR.S.VENKATESWARRAO - FEB 2015
8. *“A RARE CASE OF URINARY BLADDER ENDOMETRIOSIS FOLLOWING CESAREAN
SECTION”. JOURNAL OF EVOLUTION OF MEDICAL AND DENTAL SCIENCES 2015;
VOL. 4, ISSUE 27, APRIL 02; PAGE: 4750-4754, DOI: 10.14260/JEMDS/2015/690*
- DR.G.SHIRISHPAUL , DR.S.VENKATESWARRAO - FEB 2015
9. *LIPOMAS OF THE QUADRIGEMINAL PLATE -A REPORT OF TWO CASES*
- DR.N.KIRAN RAJU, DR.S.VENKATESWARARAO, DR.G.SHIRISH PAUL,
DR.V.N.NARVEKAR , DR.V.SIVALEELA JEMDS MARCH 23, 2015
10. *A RARE FAMILIAL CASE REPORT OF NAIL-PATELLA SYNDROME*
- DR.N.KIRAN RAJU, DR.S.VENKATESWARARAO, DR.B.RAKESH
DR.V.N.NARVEKAR JEMDS OCTOBER 23 , 2014

10	Blood Bank	License valid	✓ Yes/NO(enclose copy)
		Blood component facility available	✓ Yes / NO
		Aphaeresis facilities	✓ Yes / NO
		Number of blood units stored on the inspection day	152

	Average units consumed daily (entire hospital) Whole Blood Components	<i>25-30 Units</i> <i>20 to 26</i> <i>3 to 4</i>
--	---	--

11. Specialized services provided by the department: **Adequate / Not-adequate**

12. Specialized Intensive care services provided by the Dept: **Adequate / Not-adequate**

13. Specialized equipment available in the department: **Adequate / Not-adequate**

14. Space (OPD, IPD, Offices, Teaching areas) **Adequate / Not-adequate**

15	Library		Central	Departmental
		Number of Books	<i>17973</i>	<i>196</i>
		Number of Journals	<i>121</i>	<i>12</i>
		Latest journals available upto	<i>April 2015</i>	<i>April 2015</i>

16. Casualty Number of Beds 25 Available equipment **Adequate / Inadequate**
List Enclosed

16. . Common Facilities

- Central supply of Oxygen / Suction: **Available / Not-available**
- Central Sterilization Department **Available / Not-available**
- Laundry: **Manual/Mechanical/Outsourced:**
- Kitchen **Gas / Fire**
- Incinerator: **Functional / Non-functional** Capacity: **25 KG/hour - Outsourced**
- Bio-waste disposal **Outsourced / any other method**
- Generator facility **Available / Not-available**
- Medical Record Section: **Computerized / Non-computerized**
- ICD10 classification **Used / Not-used**

Number of Deaths in the Institution during the last one year : 519

- Number of Births in the Hospital during the last one year: 3274

Note: The data be verified by checking the death/birth registration forms sent by the college/hospital to the Registrar, Deaths & Births (*Photocopy of all such forms be obtained*)

18. Accommodation for staff **Available / Not-available**

19	Hostel Accommodation	UG		PG		Interns	
		Boys	Girls	Boys	Girls	Boys	Girls
		<i>170 Rooms 312 Students</i>	<i>190 Rooms 382 Students</i>	<i>150 150</i>	<i>150 120</i>	<i>70 Rooms 70 Students</i>	<i>80 Rooms 80 Students</i>

19	Total number of PG seats in the concerned subject	Recognized seats	Date of recognition	Permitted	Date of permission
	Degree	4	14/09/2013	1	11/04/2012
	Diploma	3	10/01/2013	-	-

20. Year wise PG students admitted (in the department inspected) during the last 5 years and available PG teachers

Year	No. of PG students admitted		No. of PG Teachers available in the dept. (give names)
	Degree	Diploma	
2014	5	3	10
2013	5	3	9
2012	5	3	9
2011	4	3	9
2010	4	3	9

21	Other PG courses run by the institution	Course Name	No. of seats	Department
		DNB	-	-
		M.Sc.	-	-
		Others	-	-

22. Stipend paid to the PG students, year-wise:

Year	Stipend paid by the State Govt.	Stipend paid by the Institute
Ist	23805	23805
IIInd	25127	25127
IIIrd	26450	26450
IVth	-	-

23. List of Faculty joining and leaving after last inspection:

DESIGNATIONS	NUMBER	NAMES	
		JOINING FACULTY	LEAVING FACULTY
Professor		<i>Dr. B. Venkateswarlu</i>	
Associate Prof.		<i>Dr. S. Venkateswara Rao</i>	
Assistant Prof.		<i>Dr. Sirish Paul Ganta</i>	
SR/Tutor/Demons.		<i>Dr. Rakesh Bayyavarapu</i> <i>Dr. P. Venkateswara Rao</i> <i>Dr. Shailaja Muniraj</i>	<i>Dr. Subhash Chilakapati</i> <i>Dr. Sravanthi Yerram</i>
Others			

24. Faculty deficiency, if any

Designation	Faculty available (number only)	Faculty required	Deficiency, if any
Professor	10	1	Nil
Assoc Professor	5	7	Nil
Asstt. Professor	5	4	Nil
Sr. Residents	7A	5	Nil
r. Residents	-	-	-
or/ Demonstrator	3	-	-
Other	-	-	-


25. Final remarks by the Assessor.

(No recommendations regarding permission / recognition be made. Give only factual position).

PG Inspection (Radio-Diagnosis) of Alluri Sitaram Raju Academy of Medical Sciences, Eluru was carried out on 13/5/15 for Renewal of Recognition of one MD Radio-Diagnosis & Recognition of one MD Radio-Diagnosis seat. Remarks are as follows;

- 1) Examination:
Appointment of Examiners was as per MCI Norms. Both external examiners had essential qualification & experience to become an examiner. Examinations were held as per MCI guidelines. Examination standard was also as per MCI norms. No any violation of rules noted.
- 2) Teaching Staff / Faculty Position:
 - Deptt. has 10 Professors, 5 Assoc Professors, & 5 Asstt. Professors. All physically verified. All Professors, and 2 Assoc Professors are eligible to be a PG Teacher as per MCI norms.
 - Out of 7 Senior Residents, two of them not qualified to be appointed as Senior Resident as their MD degree is not recognised. Third one has also not submitted MCI registration of his MD degree, so can not be considered as Senior Resident. They can be treated as Tutor.
 - Publications are very few from faculties. Only three faculties; i.e. one Professor has 5 papers published, two Assoc Professors have got 2 & 4 papers published in last 3 years.
 - Deptt is over staffed. Faculty positions are more than that required as per intake of Residents.
- 3) Equipments:
 - Deptt is fully equipped. 6 Conventional X-ray Machines including 2 Fluoroscopy (IIV) units. 6 Portable X-ray machines, 7 Ultrasound - including 4 Color Doppler, 1 Gray scale, 2 Portable units (one kept in Emergency ward & one in Obst & Gynae Deptt), one Dental X-ray in Dental Deptt, one 4.0 slice CT Scan, one 0.4 Tesla MRI, one 1.5 Tesla MRI under installation, 1 Mammography machine.
 - Data verified indicates enough clinical material for Teaching & Training of Residents.
- 4) Non-Teaching staff physically verified.
- 5) Blood Bank & incinerator: well maintained, have valid certificate.
- 6) Central & Deptt library: Enough books & Journal.
- 7) upkeep is OK.

Signature of Dean/ Principal/Director



13/5/15

**Standard Assessment form for PG courses: Subject: Radio-Diagnosis
(Summary)**

Date of Assessment: 13.05.2015

Name of Assessor: *Dr. Mohd. Khalid*

1. Name of Institution <i>(Private / Government)</i> ALLURI SITARAMA RAJU ACADEMY OF MEDICAL SCIENCES ELURU – 534005. W.G.DIST, A.P.	Director / Dean / Principal <i>(Who so ever is Head of Institution)</i>	
	Name	DR. K.UMAMAHESWARA RAO
	Age & Date of Birth	64 Years, 08/11/1948
	Teaching experience	36 Years, 05 Months
	PG Degree <i>(Recognized/Non-R)</i>	Recognized
	Subject	M.D. (Paediatrics)

2. Department inspected <i>Orthopaedics</i>	Head of Department	
	Name	Dr. Narvekar Venkatesh Nagesh
	Age & Date of Birth	66 Years, 08/11/1948
	Teaching experience	28 Years 10 Days
	PG Degree <i>(Recognized/Non-R)</i>	Recognized

3. (a). Number of UG seats	Recognised (Year: 2014)	Permitted (Year:)	First LOP date
	150		2009
(b). Date of last inspection for	UG : 18th & 19th February, 2014	PG : 09.01.2012	
	Purpose: Recognition of 150 MBBS Seats	Purpose: Enhancement of MD (Radio-Diagnosis) seats from 04 (four) to 05 (five)	13.04.2007
	Result: Recognized	Result: Enhanced from 04 to 05 Seats	

4. Total PG Teachers available in the Department:

Designation	Number	Name	Total Teaching Experience	Benefit of Publications in Promotion
Professor		Dr. Narvekar Venkatesh Nagesh Dr. V. Siva Leela Dr. Hari Bhagya Prasad Dr. KVRK Ravinder Raju Dr. Mutha Sangeeta Champalal Dr. Santosh Kumar Behera Dr. Salil Singh Dr. Geeta S. Shankar Dr. J. Muraliswar Rao Dr. B. Venkateswarlu	28 Years 39 Yrs 7 D 12Yrs 6 M 14 Yrs 2 M 16D 14 Yrs. 3M 24 D 25 Yrs. 1M 23 D 14 Yrs 10M 9D 16 Yrs 3 M 15 D 8 Yrs. 9M 20 D 11 Yrs 9 M 22 D	
Addl./Assoc Professor		Dr. Bhogavalli Venkata Rao Dr. Sudheer R	8 Yrs. 11 M 5 D 8 Yrs. 6 M 5 D	
Asstt. Professor				

Note: Count only those teachers who are physically present.

5. Daily investigative workload :

- Total number of plain X-rays daily : 422
- Daily Ultrasound : 218
- Daily CT Scan : 38
- Daily MRI : 31
- Special Investigations like Barium study/IVP etc : 18
- Mammography : 8
- CT guided procedures like FNAC : 50 per month
- Ultrasound guided/procedures like FNAC/Aspirations
- DSA : 01 Per month
- Others : 10 per day (Colour Doppler)

6. Year-wise available clinical materials (during previous 3 years) for department of **Radio-Diagnosis**

Parameters	2012	2013	2014
Total number of Conventional Radiology (X-Rays.)	137620	145434	147145
Total number of Contrast Radiology(Ba.IVP)	5998	6671	6715
Total number of Ultrasound (Gray Scale)	72709	74085	78948
Total number of USG (Colour Doppler)	3613	3859	4059
Ultrasound guided FNAC/Biopsy	538	627	771
CT Scan	13243	14033	14180
CT guided Biopsy/FNAC, Ultrasound guided FNAC/Aspirations etc.	99	100	102
MRI(Plain & contrast)	10721	11289	11605
Angiography (conventional/DSA)	8	10	12
Mammography	2619	2977	3017

7 **Investigative work load on the day of inspection (Entire hospital):**

Radiology		Bio-chemistry	Pathology		Micro biology	Blood units consumed
MRI	32	2115	Histopathology	43	942	26 Units
CT	37		FNAC	31		
USG	227		Haematology	1109		
Mammography	06		Cytology	72		
IVP/ Barium etc	19		Urine	1068		
Plain X-Rays	415					
DSA	1					
Any other	3					

Publications from the department during last 5 years:

(Give only full articles published in indexed journals)

1. *GIANT APPENDICULAR MUOCOCELE – A CASE REPORT*
- DR.J.MURALISWAR RAO , DR.SURABHI KARTHIK – JEMDS 2013
2. *GASTRO DUODENAL INTUSSUCEPTION SECONDARY TO GASTRO
INTESTINAL STROMAL TUMOUR AS A LEAD POINT – A CASE REPORT*
- DR.J.MURALISWAR RAO , DR.V.N.NARVEKAR – JEMDS 2013
3. *UNUSUAL RADIOLOGICAL PRESENTATION OF FIBROUS DYSPLASIA OF TIBIA –
A CASE REPORT*
-DR.J.MURALISWAR RAO ,DR.B.VENKATA RAO – JEMDS 2013
4. *A RARE PRESENTATION OF CALVARIAL METASTASIS FROM FOLLICULAR
CARCINOMA THYROID – A CASE REPORT*
•DR.J.MURALISWAR RAO , DR.SURABHI KARTHIK – JEMDS 2013
5. *PIGMENTED VILLONODULAR SYNOVITIS OF KNEE WITH INTRA AND EXTRA-
ARTICULAR PRESENTATION – A CASE REPORT*
•DR.J.MURALISWAR RAO , DR.N.RAKESH KUMAR – JEMDS 2013
6. *“UNUSUAL PRESENTATION OF RETROPERITONEAL LYMPHANGIOMA IN AN
ADULT” JOURNAL OF EVOLUTION OF MEDICAL AND DENTAL SCIENCES 2015;
VOL. 4, ISSUE 13, FEBRUARY 12; PAGE: 2211-2214, DOI: 10.14260/JEMDS/2015/322*
- DR.G.SHIRISHPAUL , DR.S.VENKATESWARRAO - JAN 2015
7. *“A RARE CASE OF TORSION OF WANDERING SPLEEN IN A MULTIPAROUS
WOMAN”. JOURNAL OF EVOLUTION OF MEDICAL AND DENTAL SCIENCES 2015;
VOL. 4, ISSUE 12, FEBRUARY 09; PAGE: 2082-2086, DOI: 10.14260/JEMDS/2015/299*
- DR.G.SHIRISHPAUL , DR.S.VENKATESWARRAO - FEB 2015
8. *“A RARE CASE OF URINARY BLADDER ENDOMETRIOSIS FOLLOWING CESAREAN
SECTION”. JOURNAL OF EVOLUTION OF MEDICAL AND DENTAL SCIENCES 2015;
VOL. 4, ISSUE 27, APRIL 02; PAGE: 4750-4754, DOI: 10.14260/JEMDS/2015/690*

- DR.G.SHIRISHPAUL , DR.S.VENKATESWARRAO - FEB 2015
9. *LIPOMAS OF THE QUADRIGEMINAL PLATE -A REPORT OF TWO CASES*
- DR.N.KIRAN RAJU, DR.S.VENKATESWARARAO, DR.G.SHIRISH PAUL,
DR.V.N.NARVEKAR , DR.V.SIVALEELA JEMDS MARCH 23, 2015
10. *A RARE FAMILIAL CASE REPORT OF NAIL-PATELLA SYNDROME*
- DR.N.KIRAN RAJU, DR.S.VENKATESWARARAO, DR.B.RAKESH
DR.V.N.NARVEKAR JEMDS OCTOBER 23 , 2014

10	Blood Bank	License valid	✓ Yes/NO(enclose copy)
		Blood component facility available	✓ Yes / NO
		Aphaeresis facilities	✓ Yes / NO
		Number of blood units stored on the inspection day	152

	Average units consumed daily (entire hospital) Whole Blood Components	<i>25-30 Units</i> <i>20 to 26</i> <i>3 to 4</i>
--	---	--

11. Specialized services provided by the department: **Adequate / Not-adequate**

12. Specialized Intensive care services provided by the Dept: **Adequate / Not-adequate**

13. Specialized equipment available in the department: **Adequate / Not-adequate**

14. Space (OPD, IPD, Offices, Teaching areas) **Adequate / Not-adequate**

15	Library	Central	Departmental
	Number of Books	<i>17973</i>	<i>196</i>
	Number of Journals	<i>121</i>	<i>12</i>
	Latest journals available upto	<i>April 2015</i>	<i>April 2015</i>

16. Casualty Number of Beds 25 Available equipment **Adequate / Inadequate**
List Enclosed

16. . Common Facilities

- Central supply of Oxygen / Suction: **Available / Not-available**
- Central Sterilization Department **Available / Not-available**
- Laundry: **Manual/Mechanical/Outsourced:**
- Kitchen **Gas / Fire**
- Incinerator: **Functional / Non-functional** Capacity: **25 KG/hour - Outsourced**
- Bio-waste disposal **Outsourced / any other method**
- Generator facility **Available / Not-available**
- Medical Record Section: **Computerized / Non-computerized**
- ICD10 classification **Used / Not-used**

Number of Deaths in the Institution during the last one year : 519

- Number of Births in the Hospital during the last one year: 3274

Note: The data be verified by checking the death/birth registration forms sent by the college/hospital to the Registrar, Deaths & Births (*Photocopy of all such forms be obtained*)

18. Accommodation for staff **Available / Not-available**

1	Hostel Accommodation	UG		PG		Interns	
		Boys	Girls	Boys	Girls	Boys	Girls
		<i>170 Rooms 312 Students</i>	<i>190 Rooms 382 Students</i>	<i>150 150</i>	<i>150 120</i>	<i>70 Rooms 70 Students</i>	<i>80 Rooms 80 Students</i>

19	Total number of PG seats in the concerned subject	Recognized seats	Date of recognition	Permitted	Date of permission
	Degree	4	14/09/2013	1	11/04/2012
	Diploma	3	10/01/2013	-	-

20. Year wise PG students admitted (in the department inspected) during the last 5 years and available PG teachers

Year	No. of PG students admitted		No. of PG Teachers available in the dept.
	Degree	Diploma	(give names)
2014	5	3	10
2013	5	3	9
2012	5	3	9
2011	4	3	9
2010	4	3	9

21	Other PG courses run by the institution	Course Name	No. of seats	Department
		DNB	-	-
		M.Sc.	-	-
		Others	-	-

22. Stipend paid to the PG students, year-wise:

Year	Stipend paid by the State Govt.	Stipend paid by the Institute
Ist	23805	23805
IIInd	25127	25127
IIIrd	26450	26450
IVth	-	-

23. List of Faculty joining and leaving after last inspection:

DESIGNATIONS	NUMBER	NAMES	
		JOINING FACULTY	LEAVING FACULTY
Professor		<i>Dr. B. Venkateswarlu</i>	
Associate Prof.		<i>Dr. S. Venkateswara Rao</i>	
Assistant Prof.		<i>Dr. Sirish Paul Ganta</i>	
SR/Tutor/Demons.		<i>Dr. Rakesh Bayyavarapu</i> <i>Dr. P. Venkateswara Rao</i> <i>Dr. Shailaja Muniraj</i>	<i>Dr. Subhash Chilakapati</i> <i>Dr. Sravanthi Yerram</i>
Others			

24. Faculty deficiency, if any

Designation	Faculty available (number only)	Faculty required	Deficiency, if any
Professor	10	1	Nil
Assoc Professor	5	7	Nil
Asstt. Professor	5	4	Nil
Sr. Residents	7 (4) <i>[Signature]</i>	5	Nil
Jr. Residents	-	-	-
Tutor/ Demonstrator	3 <i>[Signature]</i>	-	-
Any Other	-	-	-

(No recommendations regarding permission / recognition be made. Give only factual position).

PG Inspection (Radio-Diagnosis) of Alluri Sitaram Raju Academy of Medical Sciences, Eluru was carried out on 13/5/15 for Renewal of Recognition of one DMRD Radio-Diagnosis seat. Remarks are as follows:

1) Examination Process:

Examiners were appointed as per MCQ norms. Both external examiners has essential qualification & experience to become an examiner. Examinations were held as per MCQ guidelines in cool & ambient atmosphere. No violation of rules noted.

2) Teaching Staff / Faculty Position:

- Deptt has 10 Professors, 5 Assoc Professors & 5 Asstt Professors. All physically verified. All Professors & 2 Assoc Professors are eligible to be a PG Teachers as per MCQ norms. Publications from faculties are very few. Majority of them don't have publications. Only three faculties; i.e. one Professor has 5 publications, two Assoc Professors have 2 & 4 publications in last three years.
- Deptt is overstaffed. Faculty positions are more than that required as per intake of residents.
- Regarding the Senior Residents, verification revealed that out of 7 Senior Resident, three of them don't have recognized MD degree, so can not considered as Senior Resident. Can be treated as tutor.

3) Equipments:

- Deptt is full equipped.
 - 6 conventional xray Machine including 2 IITV
 - 7 ultrasound units - including 4 color doppler, 1 Grey Scale, 2 Portable.
 - one Dental xray in dental Deptt.
 - one 40 slice CT Scan
 - one 0.4 Tesla MRI, one 1.5 Tesla MRI - under installation.
 - one Mammography machine
 - All are functional.
 - Data verification revealed enough clinical material for teaching & Training of residents.

- 4) Non Teaching & Technical staff verified certificate.
- 5) Blood Bank & Incubators have valid certificate.
- 6) Central & Deptt library: have enough books & Journals.

Signature of Dean/ Principal/Director

7) upkeep is OK

13/5/15
(Valid)

Standard Assessment Form for Postgraduate Courses (Radio-Diagnosis)

1. Name of Institution: ALLURI SITARAMA RAJU ACADEMY OF MEDICAL SCIENCES, ELURU
MCI Reference No.: MCI/PG/Assessment /MCI/PG/259(22)/2015- Med dated 30/04/2015
2. Particulars of the Assessor:- Assessment Date 13.05.2015

<p>Name : DR. MOHD. KHALID Designation : PROFESSOR Specialty : RADIO-DIAGOSIS Name & Address of Institute/College J. N. MEDICAL COLLEGE, ALIGARH MUSLIM UNIVERSITY ALIGARH – 202002, (U.P)</p>	<p>Residential Address (with Pin Code) : H.NO: 386-A STREET – 1, IQRA COLONY ALIGARH -202002 Phone .(Off) 0571-2721124 (Resi.) : 0571-2709641 (Fax): 0571-2721124 Mobile No. 9897813244 E-mail: khalid_alig@hotmail.com</p>
--	--

3. (Institutional Information)

A). Particulars of college

Item	College	Chairman/ Health Secretary	Director/ Dean/ Principal	Medical Superintendent
Name	<i>Alluri Sitarama Raju Academy of Medical Sciences</i>	<i>Dr. G. Ganga Raju</i>	<i>Dr. K. Umamaheswara Rao</i>	<i>Dr. K. Ananda Rao</i>
Address	<i>NH – 5 Eluru West Godavari</i>	<i>ASRAM Campus NH – 5; Eluru West Godavari</i>	<i>ASRAM Campus NH – 5, Eluru West Godavari</i>	<i>ASRAM Campus NH – 5, Eluru West Godavari</i>
State	<i>Andhra Pradesh</i>	<i>Andhra Pradesh</i>	<i>Andhra Pradesh</i>	<i>Andhra Pradesh</i>
Pin Code	<i>534 005</i>	<i>534 005</i>	<i>534 005</i>	<i>534 005</i>
Phone (Off) (Res) (Fax)	<i>08812 249365 08812 224322</i>	<i>08812 249365 08812 224322</i>	<i>08812 249365 08812 224322</i>	<i>08812 249365 08812 224322</i>
Mobile No.		<i>9848125500</i>	<i>9491044803</i>	<i>9848567081</i>
E.mail:	<i>asram@asram.in</i>	<i>asram@asram.in</i>	<i>asram@asram.in</i>	<i>asram@asram.in</i>

B). Particulars of Affiliated University

Item	University	Vice Chancellor	Registrar
Name	<i>Dr. NTR University of Health Sciences</i>	<i>Dr. T. Ravi Raju</i>	<i>Dr. Sabinkar Babu Lal</i>
Address	<i>Gunadala, Vijayawada Krishna District</i>	<i>Gunadala, Vijayawada Krishna District</i>	<i>Gunadala, Vijayawada Krishna District</i>
State	<i>Andhra Pradesh</i>	<i>Andhra Pradesh</i>	<i>Andhra Pradesh</i>
Pin Code	<i>520 008</i>	<i>520 008</i>	<i>520 008</i>
Phone (Off) (Res) (Fax)	<i>0866 2451206 0866 2450247</i>	<i>0866 2451206 0866 2450247</i>	<i>0866 2451206 0866 2450247</i>
Mobile No.			<i>8978900572</i>
E.mail:	<i>drntruhs@gmail.com</i>	<i>drntruhs@gmail.com</i>	<i>drntruhs@gmail.com</i>

Signature of Dean/Principal

Name: Dr. K.Umamaheswara Rao, Age: 64 Years (Date of Birth) 01/07/1950

PG Degree	Subject	Year	Institution	University
Recognised / Not Recognized	M.D. Paediatrics	1978	Andhra Medical College, Visakhapatnam	Andhra University Andhra Pradesh

Teaching Experience

Designation	Institution	From	To	Total experience
Asstt Professor	Andhra Medical College, Visakhapatnam	29.06.1978	28.07.1997	19 Yr, 01 M
Assoc Professor/Reader	Andhra Medical College, Visakhapatnam	28.07.1997	31.08.1998	01 Yr, 01 M
Professor	Rangaraya MC, Kakinada	01.09.1998	09.05.2002	03 Yr, 08 M
	Andhra MC, Visakhapatnam	10.05.2002	17.06.2006	04 Yr, 01 M
	Guntur MC, Guntur	19.06.2006	30.06.2008	02 Yrs
	ASRAMS, Eluru	09.07.2008	Till date	06 Yr, 10 M
		Grand Total		36 Yrs, 10M

2. Central Library

- Total number of Books in library : **17973**
- Books pertaining to General Medicine : **461**
- Purchase of latest editions of books in last 3 years: Total: **3321** Radio-Diagnosis books : **195**
- Journals:


Journals	Total	Radio-Diagnosis
Indian	75	3
Foreign	46	11

- Year / Month up to which latest Indian Journals available : **April, 2015**
- Year / Month up to which latest Foreign Journals available: **April, 2015**
- Internet / Med pub / Photocopy facility : **Available / Not-available** Library opening times : **24 Hours**
- Reading facility out of routine library hours : **Available / Not-available**
(Obtain list of books & journals duly signed by Dean)

3. Casualty / Emergency Department :

Space	1030 Sq.m
Number of Beds	25 beds
No. of cases (Average daily OPD and Admissions):	OP - 110-120 Perday Admissions - 10 to 12 perday
Emergency Lab in Casualty (round the clock):	Available / Not-available
Emergency OT and Dressing Room	Available

Signature of Assessor



Space	<i>1030 Sq.m</i>
Number of Beds	<i>25 beds</i>
No. of cases (Average daily OPD and Admissions):	<i>OP - 110-120 Perday Admissions – 10 to 12 perday</i>
Emergency Lab in Casualty (round the clock):	<i>Available / Not available</i>
Emergency OT and Dressing Room	<i>Available</i>
Staff (Medical/Paramedical)	Casualty Medical Officers - 8
	<i>1. ECG Machines - 01</i>
	<i>2. Mobile X -01</i>
	<i>3. Mobile Ultra sound -01</i>
	<i>4. Suction Apparatus - 04</i>
	<i>5. Pulse Oxymeters - 04</i>
	<i>6. Defibrillaters -06</i>
	<i>7. Ambubags -02</i>
	<i>8. Endo tracheal Tubes -02</i>
	<i>9. Infusion Pumps -06</i>
	<i>10. Monitors -06</i>

Paramedical Staff Nurses	-	12
Receptionists/PRO/Clerks	-	03
Clinical Staff	-	06
Ward Boys	-	08
Technicians	-	06
Stretch Bearers	-	08
Sweepers	-	06

4. Blood Bank:

(i)	Valid License (copy of certificate be annexed)	<i>Yes / No</i>
(ii)	Blood component facility available	<i>Yes / No</i>
(iii)	All Blood Units tested for Hepatitis C,B, HIV	<i>Yes / No</i>
(iv)	Nature of Blood Storage facilities (as per specifications)	<i>Yes / No</i>
(v)	Number of Blood Units available on inspection day	<i>152</i>

(vi)	Average blood units consumed daily and on inspection day. (give distribution in various specialties)	Average daily	On inspection day
	<i>General Surgery - 05 to 06 Units</i>	<i>25 – 30 Units</i>	<i>28 Units</i>
	<i>OBGY - 05 to 06 Units</i>		
	<i>Orthopaedics - 05 to 06 Units</i>		
	<i>General Medicine - 03 to 04 Units</i>		
	<i>Others - 07 to 08 Units</i>		

5. Central Research Lab:

Whether it exists? *Yes / No*

Signature of Assessor

Equipment:


- Administrative Control : **Professor & HOD of Pathology**
- Staff : **Research Laboratory is supervised by Teaching Staff of respective departments Assoc. Prof / Asst. Prof. – 3 (one each in Microbiology, Pathology & Biochemistry)**
- Equipment : **Auto Analysers, Colorimeter, PH. Meter, Incubators, Hot Air Ovens, Distilled Water plant, Fume cup board, Microscopes, Refrigerators, Autoclave, Balances, Incubator Electric, Flame Photometer, Autopipetts, Spectrophotometer, Blood gas Analyser, Boiling Water Baths, Urinometers, Constant Temperature water baths, Ryles Tube, Thermometers, Glass Distillation Apparatus, Dissectors large size and small size, centrifuge clinical 16 tubes, Binocular Microscope, Glass ware. Adequate for Histopathology, Haematology, FNAC etc, Ultra Centrifuge, PCR: Thermocycler, Magnetic Stirrer with hot plate, Vortex shaker, Chromatography chambers (Paper chromatography, TLC), Electrophoresis (Agarose gel electrophoresis, PAGE).**
- Work Load : **The Central Research Lab is being used by all clinical, Para clinical and Non-clinical and Clinical departments for research activities of UGs & PGs**

6. Central Laboratory :

- Controlling Department: **Professor & HOD of Bio-Chemistry**
 - Working Hours : **24 Hrs**
 - Investigative workload :
- (Approximate number of investigations done daily)

Radiology:	On inspection day	Average (monthly)	Microbiology	On inspection day	Average (monthly)
Plain X-Rays	415	12660	Bacteriology	227	6750
CT Scans	37	1140	Serology	238	7050
MR Scans	32	930	Mycology	36	1050
Mammography	6	240	Parasitology	162	4800
Barium studies / IVP	19	540	Virology	142	4200
Ultrasonography	227	6750	Immunology	78	2310
DSA	1	5			
Others	3	50			

Pathology	On inspection day	Average (monthly)	Biochemistry	On inspection day	Average (monthly)
Haematology	1109	33210	Blood chemistry	1642	49170
Histopathology	43	1260	Endocrinology	282	8790
FNAC	31	900	Other fluids	172	5040
Cytology	72	2100			


 Signature of Assessor

Radiotherapy (Optional) - NOT APPLICABLE	
Radiotherapy	-
Teletherapy	-
Brachy therapy	-

7. Operation Theatres:

AC / Non AC	<i>Air Conditioned</i>	Number of OTs functional per day	<i>17</i>
Numbers	<i>17</i>	Number of days operations carried out	<i>Every Day</i>
Pre-Anaesthetic clinic		Average No. of case operated daily (Entire hospital)	<i>Major - 60 Minor - 91 Total - 151</i>
Resuscitation arrangements	<i>Adequate / Inadequate</i>	Equipments	<i>Available</i>

	Surgery	Ophthal	ENT	Ortho	OBG	Other	Total
AC / Non AC	<i>A/C</i>	<i>A/C</i>	<i>A/C</i>	<i>A/C</i>	<i>A/C</i>	<i>A/C</i>	
Numbers	<i>3</i>	<i>2</i>	<i>2</i>	<i>2</i>	<i>4</i>	<i>4</i>	<i>17</i>
Equipment(s)	<i>Adequate</i>	<i>Adequate</i>	<i>Adequate</i>	<i>Adequate</i>	<i>Adequate</i>	<i>Adequate</i>	
Pre-Anaesthetic Clinic	<i>Available</i>	<i>Available</i>	<i>Available</i>	<i>Available</i>	<i>Available</i>	<i>Available</i>	
Post-Anaesthetic Care Area	<i>Available</i>	<i>Available</i>	<i>Available</i>	<i>Available</i>	<i>Available</i>	<i>Available</i>	
Resuscitation Arrangement (Adequate / Non-Adequate)	<i>Adequate</i>	<i>Adequate</i>	<i>Adequate</i>	<i>Adequate</i>	<i>Adequate</i>	<i>Adequate</i>	
ICU	<i>Provided</i>	<i>Provided</i>	<i>Provided</i>	<i>Provided</i>	<i>Provided</i>	<i>Provided</i>	
Pain Clinic	<i>Available</i>	<i>Available</i>	<i>Available</i>	<i>Available</i>	<i>Available</i>	<i>Available</i>	
Total Anaesthesia Staff	<i>15</i>	<i>10</i>	<i>10</i>	<i>10</i>	<i>20</i>	<i>20</i>	<i>85</i>
Average No. of Cases Operated Daily :							
Elective Major	<i>10</i>	<i>12</i>	<i>3</i>	<i>8</i>	<i>8</i>		<i>41</i>
Emergency Major	<i>5</i>	<i>1</i>	<i>1</i>	<i>8</i>	<i>4</i>		<i>19</i>
Minor	<i>30</i>	<i>17</i>	<i>9</i>	<i>20</i>	<i>15</i>		<i>91</i>
Total	<i>45</i>	<i>30</i>	<i>13</i>	<i>36</i>	<i>27</i>		<i>151</i>

8. Central supply of Oxygen / Suction: **Available / Not available**
9. Central Sterilization Department **Adequate / Inadequate**
10. Laundry: **Manual/Mechanical/Outsourced:**
11. Kitchen **Gas / Fire**
12. Incinerator: **Functional / Non functional Capacity: 25 KG/hour**
13. Bio-waste disposal **Outsourced / any other method**
14. Generator facility **Available / Not available**
15. Medical Record Section: **Computerized / Non-computerized**
- ICD10 classification **Used / Not-used**
 - Number of Births in the Hospital during the last one year: **3724**

Note: The data be verified by checking the death/birth registration forms sent by the college/hospital to the Registrar, Deaths & Births (*Photocopy of all such forms be obtained*)

16. Recreational facilities: **Available / Not available**
- Play Grounds : **Available**
- **Play Grounds are utilized by Postgraduate Students along with the Undergraduate Students**
- Out Door Games : **Basketball, Volleyball, Tennikoit, Throw Ball, Cricket, Ball Badminton, Shuttle Badminton, Javelin, Discus, Shot-put, High Jump**
- In Door Games : **Table Tennis, Shuttle Badminton, Carroms & Chess, Multi Gym, Dumbles & Weights**

17. Hostel facilities

UGs (No. of Rooms)		Interns (No. of Rooms)		PGs (No. of Rooms)	
Boys	Girls	Boys	Girls	Boys	Girls
170 Rooms	190 Rooms	70 Rooms	80 Rooms	150	150
312 Students	382 Students	70 Students	80 Students	150	120

18. Residential accommodation for Staff / Paramedical staff **Adequate / Inadequate**

19. Ethical Committee (Constitution):
(Specify number of meetings held annually & minutes thereof)

a. **Animal Ethical Committee :**

- Principal - **Dr. K. Umamaheswara Rao**
- Judge - **Mr. T. Rama Raju**
- Lawyer - **Mrs. DSL Tulasi Devi**
- Veterinary Doctor - **Dr. Veeram Chetty**
- Human Rights Committee Member - **Mr. Gopala Krishnam Raju**
- Social Worker - **Mr. Gadamsetty Ramesh Kumar**
- Professor & HOD of Pharmacology - **Dr. Seshayamma**

- Professor & HOD of Microbiology - *Dr. S. Subbarayudu*
 Professor & HOD of Physiology - *Dr. Mohammed Zaffrullah*
- b. Clinical Ethical Committee (Constitution) :**
- Principal - *Dr. K. Umamaheswara Rao*
 Judge - *Mr. T. Rama Raju*
 Lawyer - *Mrs. DSL Tulasi Devi*
 Human Rights Committee Member - *Mr. Gopala Krishnam Raju*
 Social Worker - *Mr. Gadamsetty Ramesh Kumar*
 Professor & HOD of General Medicine - *Dr. Gambir Swarnalatha Devi*
 Professor & HOD of General Surgery - *Dr. Perubhotla Hari Hara Sastry*
 Professor & HOD of OBGY - *Dr. Merugu Syam Mohan Rao*
 Professor & HOD of Paediatrics - *Dr. P. Sudarsini*
 Professor & HOD of Radio – Diagnosis - *Dr. Narvekar Venkatesh Nagesh*
 Professor & HOD of Anaesthesia - *Dr. Kommanapalli Venkateswara Rao*
 Professor & HOD of Pathology - *Dr. B. A. Ramakrishna*

The IAEC Members will regularly meet quarterly to review the latest number of animals present in the Animal House, further requirement for experiments in the departments of Pharmacology, Physiology etc.

The IEC meeting will be held every three months to accept the protocols of P.G. Dissertations of various Clinical Specialties and issue Ethics Clearance Certificates for the Postgraduates.

20. Medical Education Unit (Constitution)
 (Specify number of meetings held annually & minutes thereof)

- a) **Staff :** **Member :**
- Officer Incharge** - *Dr. K. Umamaheswara Rao*
Principal
Professor of Paediatrics
- Co – Ordinator** - *Prof. Prabhu Govindrao Deotale*
Professor & HOD of Community Medicine

Honorary Faculty


- Professor & HOD of Pathology - *Prof. B.A. Rama Krishna*
 Professor of Community Medicine - *Prof. K.Chandra Sekhar*
 Professor & HOD of General Medicine - *Prof. Gambir Swarnalatha Devi*
 Professor & HOD of General Surgery - *Prof. Perubhotla Hari Hara Sastry*
 Professor & HOD of Paediatrics - *Prof. P. Sudarsini*
 Professor & HOD of Ophthalmology - *Prof. Vadada Narasinga Rao*
 Professor & HOD of Anatomy - *Prof. Puttagunta Bapuji*
 Professor & HOD of Microbiology - *Prof. S. Subbarayudu*
 Professor & HOD of Biochemistry - *Prof. K. Ambika Devi*

- Supportive Staff : *Mr. G.Udaya Bhaskar*
- Stenographer : *Mr. K.S.Anjaneya Raju*
- Computer Operator : *Mr. P.Anjaneya Raju*
- Technicians in Audio-Visual Aids, Photographer & Artist : *Mr. Dhanunjaya, Mr. Pradeep Singh, Mr. Rama Rao*
- b) Equipment available : *Xerox Machine, Computer with Internet Facility, Scanner, OHP Slide Projector, TV & VCR, Black Board, LCD Projectors, Public addressing system, Microphones*
- c) Teaching & Training Material available : *Audio Visual Aids, CDs and Literature material available. Digital Library Facilities available in Central Library*
- d) No. of Training Courses conducted by Medical Education Unit: : *Seven Training Courses held in 2014*
- (i) Categories of personnel trained : *Faculty, P.G.s & CRRIS*
- (ii) Number trained in each category : *15 – 20*

MEDICAL EDUCATION UNIT:

Medical Education Unit is established as per the Medical Council of India circular keeping in view of the following objectives:

1. **Faculty Development** – To train teachers of Medical Colleges in Educational Science and Technology and to help them in framing objectives, selecting appropriate teaching/learning techniques, instructional material and assessment devices to find out whether the objectives have been achieved or not. For this purpose workshops of 2 – 3 days duration, short duration training courses, certificate courses etc. is being arranged.
2. **To conduct and support Research in Medical Education** – This is in the form of inquiry driven strategies in various aspects of Medical Education evolving innovative techniques in teaching and learning and their evaluation. Special emphasis is laid on preparing self-learning modules and packages for providing clinical skills to the students.
3. To act as resource centre for educational materials and information and audio-visual media support.
4. To help in continuing Medical Education of private practitioners.
5. Policy development, coordination for furtherance of medical education by establishing task forces and consortiums.
6. Developing system of assessment/testing e.g. programme evaluation student evaluation and faculty evaluation.
7. Developing communication links e.g. newsletter, network etc.
8. Instructional design-developing curricula and providing guidelines for implementing these.
9. Horizontal Integrated Teaching for MBBS Students.
10. Vertical Interaction for Postgraduate Students.

Signature of Assessor 


REGIONAL MEDICAL EDUCATION TRAINING PROGRAMME

The following Faculty Members of our Institution were deputed to **REGIONAL MEDICAL EDUCATION TRAINING PROGRAMME** conducted by M.C.I. as on *February, 2015*.

S. No.	Name of the Faculty	Department
1	Dr. Vijaya Mohan Rao .S	General Surgery
2	Dr. Chandra Sekhar.K	Community Medicine
3	Dr. Bhaskar Raju.K	Physiology
4	Dr. Praveen Raju	Community Medicine
5	Dr. Perubhotla Hari Hara Sastry	General Surgery
6	Dr. Govinda Kumar.G	General Surgery
7	Dr. Aruna .G	Biochemistry
8	Dr. Siva Kumar Nadella	Pharmacology
9	Dr. N. Raveendra Kumar	Pharmacology
10	Dr. Manaswini Das	Microbiology
11	Dr. Pulipati Anil Kumar	Anatomy
12	Dr. K.Uma Maheswara Rao	Principal
13	Dr. G.Hari Jagannadha Rao	Pharmacology
14	Dr. P.Vittal Prasad	E.N.T
15	Dr. Manas Ranjan Rout	E.N.T
16	Dr. P.Sudarsini	Paediatrics
17	Dr. P. Bapuji	Anatomy
18	Dr. Md. Zaffrullah	Physiology
19	Dr. K. Ambika Devi	Biochemistry
20	Dr. S. Subba Rayudu	Microbiology
21	Dr. V. Seshayamma	Pharmacology
22	Dr. P.G. Deotale	Community Medicine



Director/ Dean/ Principal



Signature of Assessor

PART – II (Departmental Information)

1 Department inspected: Radio-Diagnosis

2 Particulars of HOD

Name: *Dr. Narvekar Venkatesh Nagesh* Age: *66 Years* (Date of Birth): *08/11/1948*

PG Degree	Year	Institution	University
<i>Recognised/ Not Recognized</i>	<i>1981</i>	<i>AFMC, Pune</i>	<i>University of Pune</i>

Teaching Experience

Designation	Institution	From	TO	Total experience
Asstt Professor	<i>Base Hospital Delhi MH Meerut</i>	<i>01/11/1981</i>	<i>09/09/1985</i>	<i>3Y 10M 8D</i>
		<i>19/09/1988</i>	<i>30/11/1989</i>	<i>1Y 2M 11D</i>
Assoc Professor/Reader	<i>MH Meerut 92 Base Hospital Sri Nagar ASRAMS, Eluru</i>	<i>01/12/1989</i>	<i>29/02/1992</i>	<i>2Y 2M 28D</i>
		<i>01/03/1992</i>	<i>16/08/1993</i>	<i>1Y 5M 15D</i>
		<i>15/10/2007</i>	<i>31/03/2008</i>	<i>5M 16D</i>
Professor	<i>JJM MC, Davangere ASRAM, Eluru ASRAM, Eluru</i>	<i>01/09/1995</i>	<i>01/10/2007</i>	<i>12Y 1M</i>
		<i>01/04/2008</i>	<i>16/08/2010</i>	<i>2Y 4M 15D</i>
		<i>01/01/2011</i>	<i>Till date</i>	<i>4Y 4M 4D</i>
			Grand Total	<i>28 Years</i>

a) **Purpose of Present inspection:** Grant of Permission/ *Recognition of One MD seat &/ Increase of seats / Renewal of recognition of one DMRD seat/Compliance Verification*

b) **Date of last MCI inspection of the department:** *2012*

(Write Not Applicable for first MCI inspection)

c) **Purpose of Last Inspection:** *Enhancement MD (Radio Diagnosis) seats from 04 (Four) 05 (Five)*

d) **Result of last Inspection:** *Enhanced vide MCI Lt. No: MCI -259(22)/2011-Med/10259, dated 31.03.2012*

(Copy of MCI letter be attached)

3. Mode of selection (actual/proposed) of PG students.

Selection is done strictly on the basis of Academic Merit by the Dr. NTR University of Health Sciences, Vijayawada as determined by Common Competitive Entrance test conducted by Dr. NTR UHS, Vijayawada

In our institution 50% of the total P.G Degree and Diploma Courses will be filled by the Dr. NTR University of Health Sciences, Vijayawada, A.P., and the remaining 50% by the Management of our Institution on the basis of Merit.

Signature of Assessor

4 If course already started, year wise number of PG students admitted and available PG teachers during the last 5 years:

Year	No. of PG students admitted		No. of PG Teachers available in the dept. (give names)
	Degree	Diploma	
2014	5	3	10
2013	5	3	9
2012	5	3	9
2011	4	3	9
2010	4	3	9

5 Departmental General facilities:

- Teaching Resident Staff (Annexed) : *List Enclosed*


 Signature of Assessor

Alluri Sitarama Raju Academy of Medical Sciences
Eluru - 534 005

Department of Radio-Diagnosis

TEACHING STAFF

No.	Post	Name with Date of Birth	Nature of Employment Full Time / Part Time / Hon.	PAN Number TDS deducted	Qualification with dates thereof & Where obtained			Teaching Experience					*Benefit of publications in promotion Yes/No, if yes List publications
					Subject with year of Passing	College	University	Date wise Teaching Experience with Post & Institute					
								Post	Institution	From	To	Total	
1	Professor	Dr. Narvekar Venkatesh Nagesh 08/11/1948 66 Years	Full Time	ABNPN5764A	6 MD Radio-Diagnosis 1981	7 AFMC	8 University of Pune	9 Professor	10 ASRAM	11 01/01/2011	12 Till Date	13 4Years, 4Months, 11Days	14
								Professor	ASRAM	01/04/2008	16/08/2010	2Years, 4Months, 15Days	
								Professor	JJM MC	01/09/1995	01/10/2007	12Years 1months	
								Associate Professor / Classified Specialist	ASRAM	15/10/2007	31/03/2008	5months 16days	
									92 Base Hospital Sri Nagar	01/03/1992	16/08/1993	1Years, 5Months, 15Days	
									MH Meerut	01/12/1989	29/02/1992	2Years, 2Months, 28Days	
									Post Classification Weightage			6years	
								Assistant Professor / Graded Specialist	MH Meerut	19/09/1986	30/11/1989	1Years, 2Months, 11Days	
									Base Hospital Delhi	01/11/1981	09/09/1985	3Years, 10Months, 8Days	
								P.G. Resident	AFMC, Pune	1978	1981	3 Years	

No.	Post	Name with Date of Birth	Nature of Employment Full Time / Part Time / Hon.	PAN Number TDS deducted	Qualification with dates thereof & Where obtained			Teaching Experience						Benefit of publications in promotion Yes/No, if yes List publications
					Subject with year of Passing	College	University	Date wise Teaching Experience with Post & Institute						
					6	7	8	Post	Institution	From	To	Total		
1	Professor	Dr. V. Siva Leela 15/07/1946 68 Years	Full Time	5 AGZPS2752A	6 MD Radio-Diagnosis 1974	7 OMC	8 Osmania University	9 Professor	10 ASRAM	11 01/12/2006	12 Till Date	13 8Years, 5Months, 11Days	14	
	Professor	Dr. Santosh Kumar Behera 17/03/1952 63 Years	Full Time	AIMPB8712G	6 MD Radio-Diagnosis 1983	7 AFMC	8 University of Poona	9 Professor	10 ASRAM	11 01/10/2012	12 Till Date	13 2Years, 7Months, 11Days		
								Professor	MVJ Medical College R & H Bangalore	03/09/2011	25/08/2012	11months 23days		
								Associate Professor	MVJ Medical College R & H Bangalore	03/11/2008	02/09/2011	2years 10Months		
								Associate Professor	MVJ Medical College R & H Bangalore	01/03/2004	31/12/2006	2years 10Months		
								Assistant Professor	MVJ Medical College R & H Bangalore	02/05/2002	28/02/2004	1Years, 9Months, 26Days		
								Assistant Professor / Graded Specialist	Military Hospital Agra	01/12/1985	31/01/1987	1Years 2Months		
								P.G. Resident	92 Base Hospital Sri Nagar	01/01/1983	30/11/1985	2years 11months		
								P.G. Resident	AFMC, Pune	1980	1983	3 Years		

No.	Post	Name with Date of Birth	Nature of Employment Full Time / Part Time / Hon.	PAN Number TDS deducted	Qualification with dates thereof & Where obtained			Teaching Experience					Benefit of publications in promotion Year/No, if yes List publications.
					Subject with year of Passing	College	University	Date wise Teaching Experience with Post & Institute	Post	Institution	From	To	
1	2	3	4	5	6	7	8	9	10	11	12	13	14
	Professor	Dr. B. Venkateswarlu 04/06/1953 61 Years	Full Time	AFDPB0011Q	MD Radio-Diagnosis 2002	Osmania Medical College Hyderabad	Dr. NTRUHS	Professor	ASRAM	23/02/2015	Till Date	0Years, 2Months, 20Days	
	Professor	Dr. Geeta S. Shankar 27/10/1969 45 Years	Full Time	AWRPS3236M	MD Radio-Diagnosis April 1997	MR Medical College	Gulbarga University	Professor	ASRAM	16/01/2014	Till Date	1Years, 3Months, 27Days	
								Associate Professor	Vinayaka Missions, Salem	07/07/2011	31/12/2013	2Years, 5Months, 24Days	
								Associate Professor	Osmania Medical College	22/01/2009	30/06/2011	2Years, 5Months, 8Days	
								Assistant Professor	Osmania Medical College	17/05/2002	21/01/2009	6Years, 8Months, 4Days	
								Tutor	OMC	1999	2002	3 years	
								Professor	MVJ Medical College Bangalore	01/05/2008	13/01/2014	5Years, 8Months, 12Days	
								Associate Professor	Rajarajeswari Medical College	10/10/2005	30/09/2007	1Years, 11Months, 20Days	
								Associate Professor	MVJ Medical College Bangalore	02/05/2002	08/06/2004	2Years, 1Months, 6Days	
								Assistant Professor	ASRAM	01/10/2007	31/01/2008	4months	
								Assistant Professor	SVS Medical College	01/06/1999	15/04/2002	2Years, 10Months, 14Days	
								Assistant Professor	MR Medical College	01/06/1997	31/05/1999	2years	
								P.G. Resident	MR Medical College	31/05/1994	30/04/1997	3years	

No.	Post	Name with Date of Birth	Nature of Employment Full Time / Part Time / Hon.	PAN Number TDS deducted	Qualification with dates thereof & Where obtained			Teaching Experience					*Benefit of publications in promotion Yes/No, if yes List publications
					Subject with year of Passing	College	University	Post	Institution	From	To	Total	
1	2	3	4	5	6	7	8	9	10	11	12	13	14
	Professor	Dr. Sangeeta Parag Mahajan 17/10/1964 50 Years	Full Time	AFDPM8764K	MD Radio-Diagnosis 1990	BJMC	Poona University	Professor	ASRAM	01/04/2013	Till Date	2Years, 1Months, 11Days	
	Professor	Dr. KVRK Ravinder Raju 02/08/1967 47 Years	Full Time	ADOPK6137H	MD Radio-Diagnosis 1996	KMC	MAHE	Associate Professor	ASRAM	13/04/2009	30/04/2013	4years 17days	
	Professor	Dr. Hari Bhagya Prasad 29/12/1968 46 Years	Full Time	AIVPK3139K	MD Radio-Diagnosis 2000	JJM MC	RGUHS	Lecturer	ASRAM	24/01/2000	27/08/2003	3Years, 7Months, 3Days	
	Professor							P.G. Resident	KMC	1993	1996	3years	
	Professor							Professor	ASRAM	31/07/2013	Till Date	1Years, 9Months, 12Days	
	Professor							Associate Professor	ASRAM	16/07/2009	30/07/2013	4year 14days	
	Professor							Assistant Professor	ASRAM	18/02/2006	15/07/2009	3Years, 4Months, 28Days	
	Professor							Assistant Professor	ASRAM	01/08/2002	30/12/2005	3Years, 4Months, 29Days	
	Clinical Registrar							Clinical Registrar	NIMS	11/04/2001	30/06/2002	1Years, 2Months, 19Days	
	P.G. Resident							P.G. Resident	JJM MC	1996	2000	4years	12/05/2015





Dr. Hari Bhagya Prasad of KMC Mumbai

12

No.	Post	Name with Date of Birth	Nature of Employment Full Time / Part Time / Hon.	PAN Number TDS deducted	Qualification with dates thereof & Where obtained			Teaching Experience					*Benefit of publications in promotion Yes/No, If yes List publications
					Subject with year of Passing	College	University	Date wise Teaching Experience with Post & Institute					
								Post	Institution	From	To	Total	
1	2	3	4	5	6	7	8	9	10	11	12	13	14
	Professor	Dr. Sall Singh 08/01/1965 50 Years	Full Time	ADLPS3931J	MD Radio-Diagnosis 1995	AFMC	University of Poona	Professor	ASRAM	01/11/2013	Till Date	13 1Years, 6Months, 11Days	
	Associate Professor	Dr. J. Muraliswar Rao 19/05/1975 39 Years	Full Time	AEWJ4539B	MD Radio-Diagnosis 2005	JIPMER	Pondicherry	Associate Professor	Punjab Institute of Medical Sciences, Jalandhar	07/05/2012	01/06/2013	1 1months	
								Associate Professor	Gian Sagar Medical College, Patiala	23/02/2007	30/04/2012	5 5Years, 2Months, 7Days	
								Associate Professor / Classified Specialist	INHS Sanjeevani Hospital, Cochin	16/12/2005	07/11/2006	10 10months 21days	
								Associate Professor / Graded Specialist	Air Force Hospital, Bangalore	01/12/2002	15/09/2005	2 2Years, 9Months, 14Days	
								P.G. Resident	Military Hospital Meerut	11/12/1995	31/03/1999	3 3Years, 3Months, 20Days	
									AFMC, Pune	11/12/1992	10/12/1995	3 3years	
	Associate Professor	Dr. J. Muraliswar Rao 19/05/1975 39 Years	Full Time	AEWJ4539B	MD Radio-Diagnosis 2005	JIPMER	Pondicherry	Associate Professor	ASRAM	01/08/2011	Till Date	3 3Years, 9Months, 11Days	
								Assistant Professor	ASRAM	17/06/2006	31/07/2011	5 5Years, 1Months, 14Days	
								P.G. Resident	JIPMER	01/04/2002	31/03/2005	3 3 years	

No.	Post	Name with Date of Birth	Nature of Employment Full Time / Part Time / Hon.	PAN Number TDS deducted	Qualification with dates thereof & Where obtained			Teaching Experience					*Benefit of publications in promotion Yes/No, if yes List publications
					Subject with year of Passing	College	University	Date wise Teaching Experience with Post & Institute					
								Post	Institution	From	To	Total	
1	2	3	4	5	6	7	8	9	10	11	12	13	14
	Associate Professor	Dr. Bhogavalli Venkata Rao 03/11/1973 41 Years	Full Time	AEPPB6006A	MD Radio-Diagnosis Apr-05	JJM MC	RGUHS	Associate Professor	ASRAM	01/08/2011	Till Date	3Years, 9Months, 11Days	
	Associate Professor	Dr. Sudheer R 19/10/1972 42 Years	Full Time	AFIPR8941N	MD Radio-Diagnosis 2006	Rajah Muttiah Med. Colg.	Annamalai University	Associate Professor	ASRAM	01/03/2013	Till Date	2Years, 2Months, 11Days	
	Associate Professor	Dr. Suresh T 18/06/1979 35 Years	Full Time	AFWPT1697R	MD Radio-Diagnosis Sep-06	SDU MC Kolar	RGUHS	Associate Professor	ASRAM	01/10/2013	Till Date	1Years, 7Months, 11Days	
								Assistant Professor	ASRAM	03/06/2009	31/07/2011	2Years, 1Months, 28Days	
								P.G. Resident	Medicity Collg. JJM MC	24/04/2006	05/05/2009	3years 11days	
								Assistant Professor	ASRAM	Aug-01	Aug-04	3years	
								Lecturer	Rajah Muttiah Med. Colg. Rajah Muttiah Med. Colg.	19/09/2006	31/03/2007	6months 12 days	
								P.G. Resident		2003	2006	3 years	
								Assistant Professor	ASRAM	01/04/2007	20/11/2007	7months 19days	
								Tutor	CMC, Vellore	13/08/2008	12/08/2009	1years 6Months, 11Days	
								P.G. Resident	CMC, Vellore JJM MC	01/02/2007	12/08/2008	1years 6Months, 11Days	
										Oct-03	Sep-06	3years	

Teaching Experience

No.	Post	Name with Date of Birth	Nature of Employment Full Time / Part Time / Hon.	PAN Number TDS deducted	Qualification with dates thereof & Where obtained			Date wise Teaching Experience with Post & Institute					*Benefit of publications in promotion Yes/No, if yes List publications
					Subject with year of Passing	College	University	Post	Institution	From	To	Total	
1	2	3	4	5	6	7	8	9	10	11	12	13	14
	Associate Professor	Dr. S. Venkateswara Rao 20/08/1961 53 Years	Full Time	AOFPS1236M	MD Radio-Diagnosis Sep-06	AIMS Bellur 	RGUHS	Associate Professor	ASRAM	03/09/2014	Till Date	0Years, 8Months, 9Days	
	Associate Professor	Dr. Kiran Raju Nandyala 19/04/1982 33 Years	Full Time	ANFPN7451A	MD Radio-Diagnosis May-10	ASRAM 	Dr. NTR UHS	Assistant Professor	ASRAM	06/05/2010	09/09/2012	2Years, 4Months, 3Days	
	Assistant Professor	Dr. Nunna Veera Venkata Srikrishna 20/06/1964 50 Years	Full Time	ACWPN9852H	MD Radio-Diagnosis 1992	OMC 	NTR UHS	Assistant Professor	ASRAM	01/12/2006	04/05/2010	3Years, 5Months, 3Days	
	Assistant Professor	Dr. Nudurupati Uma 16/06/1974 40 Years	Full Time	AERP1242E	MD Radio-Diagnosis 2004 Sept	AMC 	Dr. NTR UHS	Assistant Professor	ASRAM	05/02/2005	10/05/2006	1Years, 3Months, 5Days	
	Assistant Professor							P.G. Resident	AMS, Bellur	Oct-03	Sep-06	3years	
								Associate Professor	ASRAM	23/03/2015	Till Date	0Years, 1Months, 20Days	
								Assistant Professor	ASRAM	04/07/2010	22/03/2015	4 years 8months 18days	
								P.G. Resident	0	2007	2010	3 years	
								Assistant Professor	ASRAM	17/11/2009	Till Date	5Years, 5Months, 26Days	
								Senior Resident	All India Institute of Medical Sciences New Delhi	20/07/1992	19/07/1995	3 years	
								P.G. Resident	Osmania Med. Colg.	10/02/1989	09/02/1992	3 years	
								Assistant Professor	ASRAM	01/12/2010	Till Date	4Years, 5Months, 11Days	
								Senior Resident	Dr. PSIMS&RF	01/07/2006	15/06/2009	2Years, 11Months, 14Days	
								P.G. Resident	NIZAMS, Hyd	05/02/2005	10/05/2006	1Years, 3Months, 5Days	
								P.G. Resident	AMC	2001	2004	3 years	

No.	Post	Name with Date of Birth	Nature of Employment Full Time / Part Time / Hon.	PAN Number TDS deducted	Qualification with dates thereof & Where obtained			Teaching Experience					*Benefit of publications in promotion Yes/No, if yes List publications
					Subject with year of Passing	College	University	Date wise Teaching Experience with Post & Institute					
								Post	Institution	From	To	Total	
1	2	3	4	5	6	7	8	9	10	11	12	13	14
	Assistant Professor	Dr. Lakshmi Sindhura Nadella 09/10/1983 31 Years	Full Time	ADFPN3925R	MD Radio-Diagnosis Nov2011	ASRAM	Dr. NTR UHS	Assistant Professor	ASRAM	01/03/2013	Till Date	2Years, 2Months, 11Days	
	Assistant Professor	Dr. Shirish Paul Ganta 29/07/1985 29 Years	Full Time	AUVPG7817Q	MD Radio-Diagnosis May-13	Narayana Medical College	Dr. NTR UHS	P.G. Resident	ASRAM	2008	2011	3 years	
	Assistant Professor	Dr. Lakshmi Sudha Prasanna K 22/02/1983 32 Years	Full Time	ANCPK0541R	MD Radio-Diagnosis '2010	Sri Rama Chandra Medical College	Sri Rama Chandra University	Assistant Professor	ASRAM	01/06/2013	Till Date	1Years, 11Months, 11Days	
	Senior Resident	Dr. Mullapudi Indira Satyanarayana 19/11/1982 32 Years	Full Time	ACAP1176K	MD Radio-Diagnosis April 2010	BJ Medical College Ahmedabad	Gujarat University	P.G. Resident	Sri Rama Chandra Medical College	2007	2010	3 years	
	Senior Resident	Dr. Divi Srinivas 05/04/1964 51 Years	Full Time	ACEPD6530P	MD Radio-Diagnosis 1995August	GMC	Dr. NTR UHS	Senior Resident	ASRAM	03/04/2012	Till Date	3Years, 1Months, 9Days	
	Senior Resident							P.G. Resident	BJ MC, Ahmedabad	16/05/2007	17/05/2010	3 years	
								Senior Resident	ASRAM	01/07/2003	Till Date	11Years, 10Months, 11Days	
								P.G. Resident	GMC	1992	1995	3 years	

No.	Post	Name with Date of Birth	Nature of Employment Full Time / Part Time / Hon.	PAN Number TDS deducted	Qualification with dates thereof & Where obtained			Teaching Experience					*Benefit of publications in promotion Yes/No, if yes List publications
					Subject with year of Passing	College	University	Date wise Teaching Experience with Post & Institute					
								Post	Institution	From	To	Total	
1	2	3	4	5	6	7	8	9	10	11	12	13	14
	Senior Resident	Dr. Madhava Trivikrama Mahidhar.P 01/11/1980 34 Years	Full Time	BDWPP0941F	MD Radio-Diagnosis Jun-09	RMC	Dr. NTR UHS	Senior Resident	ASRAM	24/07/2009	Till Date	5Years, 9Months, 19Days	
	Senior Resident	Dr. Rakesh Bayyavarapu 14/06/1987 27 Years	Full Time	BAJPR8450B	MD Radio-Diagnosis May2013	Meenakshi Medical College	Meenakshi University	Senior Resident	ASRAM	03/08/2013	Till Date	1Years, 9Months, 9Days	
	Senior Resident	Dr. Vermisetty Praveen 01/07/1979 35 Years	Full Time	AMVPV8057F	DMRD Radio-Diagnosis Nov2010	Mamata Medical College	Dr. NTR UHS	Senior Resident	ASRAM	01/04/2013	Till Date	2Years, 1Months, 11Days	
	Senior Resident	Dr. Venkateswara Rao. P 12/05/1985 30 Years	Full Time	BRAPP3476K	MD Radio-Diagnosis April 2013	ASRAM	Dr. NTR UHS	Senior Resident	ASRAM	16/02/2015	Till Date	0Years, 2Months, 27Days	
	Senior Resident	Dr. Shailaja Muniraj 18/02/1985 30 Years	Full Time	CFMPM2140C	MD Radio-Diagnosis May2013	JJM Medical College	Rajiv Gandhi University	Senior Resident	ASRAM	02/04/2015	Till Date	0Years, 1Months, 10Days	
	Senior Resident							P.G. Resident	RMC	2006	2009	3 years	
								P.G. Resident	Meenakshi Medical College	May2010	May2013	3 years	
								Junior Resident	ASRAM	16/12/2010	10/01/2012	1years 25days	
								P.G. Resident	Mamata Medical College	April 2007	May 2009	2years	
								P.G. Resident	ASRAM	01/05/2010	30/04/2013	3 years	
								P.G. Resident	JJM Medical College	May2010	May2013	3 years	

* Has any of these faculty members been considered in PG/UG inspection at any other college or any other subject in this college after 01.03.2014. If yes, give details. - *Nil*

6 List of Faculty joining and leaving after last inspection:

DESIGNATIONS	NUMBER	NAMES	
		JOINING FACULTY	LEAVING FACULTY
Professor		<i>Dr. B. Venkateswarlu</i>	
Associate Prof.		<i>Dr. S. Venkateswara Rao</i>	
Assistant Prof.		<i>Dr. Sirish Paul Ganta</i>	
SR/Tutor/Demons.		<i>Dr. Rakesh Bayyavarapu</i> <i>Dr. P. Venkateswara Rao</i> <i>Dr. Shailaja Muniraj</i>	<i>Dr. Subhash Chilakapati</i> <i>Dr. Sravanthi Yerram</i>
Others			

7 List of Non-teaching Staff in the department: -

S. No.	Name	Designation
1	VSC Bose	RSO & Adm. Officer
2	S. Raghavendra	Radiographic Technician
3	AVK Ajith Kumar	Radiographic Technician
4	V.Kalyani	Radiographic Technician
5	T.V. Rama Krishna Rao	Radiographic Technician
6	M. Bangaru Swamy	Radiographic Technician
7	P. Chanti	Radiographic Technician
8	B. Naresh	Radiographic Technician
9	J.S.N. Raju	CR Technician
10	P. Niranjan	Dark Room Assistant
11	P. Sri Lakshmi	Mammography Technician
12	D.P. Rao	MRI / CT Technician
13	G.L.Narayana	MRI / CT Technician
14	M. Sai Manikanta	MRI / CT Technician
15	D. Sudhakar	MRI / CT Technician
16	G.Leelavathi	Steno cum Computer Operator
17	P.Durga Devi	Steno cum Computer Operator
18	R.Siva Parvathi	Ultra Sound Assistant.
19	M.Bhavani	Ultra Sound Assistant.
20	M.Lakshmi Haritha	Clerk cum Computer Operator

21	Prakash Rani D.	Staff Nurse.
22	D.Sujatha	A.N.M.
23	U.Ratna Karunamma	A.N.M.
24	U. Sridevi	A.N.M.
25	T.Rajya Lakshmi	A.N.M.
26	M.Manoharam	A.N.M.
27	G.Karunamma	A.N.M.
28	Mr. Mahesh Babu	Store Keepee
29	M.Satya Devi	Receptionist
30	D.Punya Vathi	Despatch
31	M.Sumathi	Attender
32	D. Krishna	Attender
33	P.Meri Ratna Kumari.	Attender
34	M.Kumari	Attender
35	P.Prasanna	Attender
36	L. Anu	Attender
37	A.Durga.	Sweeper

8 Daily investigative workload :

- Total number of plain X-rays daily : 422
- Daily Ultrasound : 225
- Daily CT Scan : 38
- Daily MRI : 31
- Special Investigations like Barium study/IVP etc : 18
- Mammography : 8
- CT guided procedures like FNAC : 50 per month
- Ultrasound guided/procedures like FNAC/Aspirations
- DSA : 01 Per month
- Others : 10 per day (Colour Doppler)

9 Year-wise investigative workload (during previous 3 years) for department of Radio-Diagnosis.

Parameters	2012	2013	2014
Total number of Conventional Radiology (X-Rays.)	137620	145434	147145
Total number of Contrast Radiology(Ba.IVP)	5998	6671	6715
Total number of Ultrasound (Gray Scale)	72709	74085	78948
Total number of USG (Colour Doppler)	3613	3859	4059
Ultrasound guided FNAC/Biopsy	538	627	771

CT Scan	13243	14033	14180
CT guided Biopsy/FNAC • Ultrasound guided FNAC/Aspirations etc.	99	100	102
MRI(Plain & contrast)	10721	11289	11605
Angiography (conventional/DSA) Mammography	8 2619	10 2977	12 3017

10. Specialty clinics being run by the department, if any.
11. Services provided by the Department, if any: **MRI, CT, Computerized Radiography, Dental Radiography, U/S Guided, CT Guided Biopsy and aspirations, CT Angio, MR Angio, CT with contrast, Mammography.**
12. Departmental Library:
- Total No. of Books : 195
 - Purchase of latest editions in last 3 years : 105
 - No. of Journals : 14
13. Departmental Research Lab : **Central Research Lab**
- Space : **100 Sqm**
 - Equipment : **List enclosed**
 - Research projects utilizing Deptt research lab: **Dissertations, Paper Publications.**
14. Departmental Museum (Wherever applicable).
- Space : **50 Sqm**
 - No. of specimens : **50**
 - Charts/ Diagrams : **Films 750, Diagrams 75**
15. Space: No. of rooms : **20**
- Patient Exam. Arrangement for FNAC etc .: **Available**
 - Equipments : **List enclosed**
 - Teaching Space : **Demo Halls-2, Seminar Halls-1**
 - Waiting area for patients: **Available, adequately**
16. Office space:
- | <u>Departmental Office</u> | | <u>Office Space for Teaching Faculty</u> | |
|----------------------------|--------------------|--|----------|
| • Space | : 20 Sq.m | HOD | : 20 Sqm |
| • Staff (Steno /Clerk). | : Available | Professors | : 20 Sqm |
| • Computer/ Typewriter: | Available | Assoc. Prof | : 18 Sqm |
| | | Asstt Prof. | : 15 Sqm |
| | | Residents | : 15 Sqm |

(e) Group discussions held in last 12 months
(Dates, Subjects, Name & Designation
of teachers, Attendance sheet)

Number: *102*
Available & Verified/
Not available


(f) Guest lectures held in last 12 months
(Dates, Subjects, Name & Designation
of teachers, Attendance sheet)

Number : *24*
Available & Verified/
Not available


24. Any other information.



Head of Department



Director / Dean / Principal



PART - III**POSTGRADUATE EXAMINATION (Only At the Time Of Inspection)**

1. Minimum prescribed period of training. : *36 months for Degree
24 months for Diploma*
2. Minimum prescribed essential attendance : *80%*

All Post Graduate Students including Service Candidates will be eligible for leave of 30 days in each year.

Leave eligibility will not be carried to the subsequent year.

The Principal of the college is the authority to sanction this leave not exceeding 15 days at a time.

Any period of absence beyond sanctioned leave (maximum of 30 days) shall be treated as absence for the purpose of calculation of attendance.

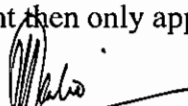
3. Periodic performance appraisal done or not? - **Yes, done in regular intervals**
- Whether the candidates appearing in the examination have submitted their thesis six months before appearing in examination as per PG Regulations.2000? - **Yes, Submitted**
4. Whether the thesis submitted by the candidates appearing in the examination been accepted or not? - **Yes, Accepted by Dr. NTRUHS, Vijayawada.**
5. Whether the candidates appearing in the examination have (i) presented one poster (ii) read one paper at National/State conference and presented one research paper which has been published/accepted for publication/sent for publication during period of their postgraduate study period: **Yes**
6. Details of examiners appointed by Examining University. **List Enclosed**
7. Whether appointment of examiners, their eligibility & conduct of examination is as per prescribed MCI norms or not ? - **Yes, Eligible as per MCI norms.**
8. Standard of Theory papers and that of Clinical / Practical Examination: **As per MCI Norms**
9. Year of 1st batch pass out (mention name of previous/existing University): **NTRUHS, Vijayawada**

Degree Course - *May 2010, Dr. NTR University*



Signature of Dean/Principal/Director

- Note: (i) Please do not appoint retired faculty as External Examiner
(ii) There should be two internal and two external examiners. If there are no two internal examiners available in the department then only appoint three external examiners.



Standard Assessment Form for Postgraduate Courses (Radio-Diagnosis)

1. Name of Institution: ALLURI SITARAMA RAJU ACADEMY OF MEDICAL SCIENCES, ELURU
MCI Reference No.: MCI/PG/Assessment /MCI/PG/259(22)/2015- Med dated 30/04/2015
2. Particulars of the Assessor:- Assessment Date 13.05.2015

<p>Name : DR. MOHD. KHALID Designation : PROFESSOR Specialty : RADIO-DIAGNOSIS Name & Address of Institute/College J. N. MEDICAL COLLEGE, ALIGARH MUSLIM UNIVERSITY ALIGARH – 202002, (U.P)</p>	<p>Residential Address (with Pin Code) : H.NO: 386-A STREET – 1, IQRA COLONY ALIGARH -202002 Phone .(Off) 0571-2721124 (Resi.) : 0571-2709641 (Fax): 0571-2721124 Mobile No. 9897813244 E-mail: khalid_alig@hotmail.com</p>
---	--

3. (Institutional Information)

A). Particulars of college

Item	College	Chairman/ Health Secretary	Director/ Dean/ Principal	Medical Superintendent
Name	<i>Alluri Sitarama Raju Academy of Medical Sciences</i>	<i>Dr. G. Ganga Raju</i>	<i>Dr. K. Umamaheswara Rao</i>	<i>Dr. K. Ananda Rao</i>
Address	<i>NH – 5 Eluru West Godavari</i>	<i>ASRAM Campus NH – 5; Eluru West Godavari</i>	<i>ASRAM Campus NH – 5, Eluru West Godavari</i>	<i>ASRAM Campus NH – 5, Eluru West Godavari</i>
State	<i>Andhra Pradesh</i>	<i>Andhra Pradesh</i>	<i>Andhra Pradesh</i>	<i>Andhra Pradesh</i>
Pin Code	<i>534 005</i>	<i>534 005</i>	<i>534 005</i>	<i>534 005</i>
Phone (Off) (Res) (Fax)	<i>08812 249365 08812 224322</i>	<i>08812 249365 08812 224322</i>	<i>08812 249365 08812 224322</i>	<i>08812 249365 08812 224322</i>
Mobile No.		<i>9848125500</i>	<i>9491044803</i>	<i>9848567081</i>
E.mail:	<i>asram@asram.in</i>	<i>asram@asram.in</i>	<i>asram@asram.in</i>	<i>asram@asram.in</i>

B). Particulars of Affiliated University

Item	University	Vice Chancellor	Registrar
Name	<i>Dr. NTR University of Health Sciences</i>	<i>Dr. T. Ravi Raju</i>	<i>Dr. Sabinkar Babu Lal</i>
Address	<i>Gunadala, Vijayawada Krishna District</i>	<i>Gunadala, Vijayawada Krishna District</i>	<i>Gunadala, Vijayawada Krishna District</i>
State	<i>Andhra Pradesh</i>	<i>Andhra Pradesh</i>	<i>Andhra Pradesh</i>
Pin Code	<i>520 008</i>	<i>520 008</i>	<i>520 008</i>
Phone (Off) (Res) (Fax)	<i>0866 2451206 0866 2450247</i>	<i>0866 2451206 0866 2450247</i>	<i>0866 2451206 0866 2450247</i>
Mobile No.			<i>8978900572</i>
E-mail:	<i>drntruhs@gmail.com</i>	<i>drntruhs@gmail.com</i>	<i>drntruhs@gmail.com</i>

Signature of Dean/Principal

PART - I
(Institutional Information)

1 Particulars of Director / Dean / Principal:

(Who so ever is Head of Institution)

Name: Dr. K. Umamaheswara Rao, Age: 64 Years (Date of Birth) 01/07/1950

PG Degree	Subject	Year	Institution	University
<i>Recognised / Not Recognized</i>	M.D. Paediatrics	1978	Andhra Medical College, Visakhapatnam	Andhra University Andhra Pradesh

Teaching Experience

Designation	Institution	From	To	Total experience
Asstt Professor	Andhra Medical College, Visakhapatnam	29.06.1978	28.07.1997	19 Yr, 01 M
Assoc Professor/Reader	Andhra Medical College, Visakhapatnam	28.07.1997	31.08.1998	01Yr, 01 M
Professor	Rangaraya MC, Kakinada	01.09.1998	09.05.2002	03 Yr, 08 M
	Andhra MC, Visakhapatnam	10.05.2002	17.06.2006	04 Yr, 01 M
	Guntur MC, Guntur	19.06.2006	30.06.2008	02 Yrs
	ASRAMS, Eluru	09.07.2008	Till date	06 Yr, 10 M
		Grand Total		36 Yrs, 10M

2. Central Library

- Total number of Books in library : **17973**
- Books pertaining to General Medicine : **461**
- Purchase of latest editions of books in last 3 years: Total: **3321** Radio-Diagnosis books : **195**
- Journals:

Journals	Total	Radio-Diagnosis
Indian	75	3
Foreign	46	11

- Year / Month up to which latest Indian Journals available : **April, 2015**
- Year / Month up to which latest Foreign Journals available: **April, 2015**
- Internet / Med pub / Photocopy facility : **Available / Not-available** Library opening times : **24 Hours**
- Reading facility out of routine library hours : **Available / Not-available**
(Obtain list of books & journals duly signed by Dean)

3. Casualty / Emergency Department :

Space	1030 Sq.m
Number of Beds	25 beds
No. of cases (Average daily OPD and Admissions):	OP - 110-120 Perday Admissions - 10 to 12 perday
Emergency Lab in Casualty (round the clock):	Available / Not available
Emergency OT and Dressing Room	Available

[Signature]

Space	<i>1030 Sq.m</i>
Number of Beds	<i>25 beds</i>
No. of cases (Average daily OPD and Admissions):	<i>OP - 110-120 Perday Admissions - 10 to 12 perday</i>
Emergency Lab in Casualty (round the clock):	<i>Available / Not available</i>
Emergency OT and Dressing Room	<i>Available</i>
Staff (Medical/Paramedical)	Casualty Medical Officers - 8
	<i>1. ECG Machines - 01</i>
	<i>2. Mobile X -01</i>
	<i>3. Mobile Ultra sound -01</i>
	<i>4. Suction Apparatus - 04</i>
	<i>5. Pulse Oxymeters - 04</i>
	<i>6. Defibrillaters -06</i>
	<i>7. Ambubags -02</i>
	<i>8. Endo tracheal Tubes -02</i>
	<i>9. Infusion Pumps -06</i>
	<i>10. Monitors -06</i>

Paramedical Staff Nurses	-	12
Receptionists/PRO/Clerks	-	03
Clinical Staff	-	06
Ward Boys	-	08
Technicians	-	06
Stretch Bearers	-	08
Sweepers	-	06


4. Blood Bank:

(i)	Valid License (copy of certificate be annexed)	<i>Yes / No</i>	
(ii)	Blood component facility available	<i>Yes / No</i>	
(iii)	All Blood Units tested for Hepatitis C,B, HIV	<i>Yes / No</i>	
(iv)	Nature of Blood Storage facilities (as per specifications)	<i>Yes / No</i>	
(v)	Number of Blood Units available on inspection day	<i>152</i>	
(vi)	Average blood units consumed daily and on inspection day. (give distribution in various specialties)	Average daily	On inspection day
	<i>General Surgery - 05 to 06 Units</i>	<i>25 - 30 Units</i>	<i>28 Units</i>
	<i>OBGY - 05 to 06 Units</i>		
	<i>Orthopaedics - 05 to 06 Units</i>		
	<i>General Medicine - 03 to 04 Units</i>		
	<i>Others - 07 to 08 Units</i>		

5. Central Research Lab:

Whether it exists? *Yes / No*

Signature of Assessor



Equipment:


- Administrative Control : *Professor & HOD of Pathology*
- Staff : *Research Laboratory is supervised by Teaching Staff of respective departments Assoc. Prof / Asst. Prof. – 3 (one each in Microbiology, Pathology & Biochemistry)*
- Equipment : *Auto Analysers, Colorimeter, PH. Meter, Incubators, Hot Air Ovens, Distilled Water plant, Fume cup board, Microscopes, Refrigerators, Autoclave, Balances, Incubator Electric, Flame Photometer, Autopipetts, Spectrophotometer, Blood gas Analyser, Boiling Water Baths, Urinometers, Constant Temperature water baths, Ryles Tube, Thermometers, Glass Distillation Apparatus, Dissectors large size and small size, centrifuge clinical 16 tubes, Binocular Microscope, Glass ware. Adequate for Histopathology, Haematology, FNAC etc, Ultra Centrifuge, PCR: Thermocycler, Magnetic Stirrer with hot plate, Vortex shaker, Chromatography chambers (Paper chromatography, TLC), Electrophoresis (Agarose gel electrophoresis, PAGE).*
- Work Load : *The Central Research Lab is being used by all clinical, Para clinical and Non-clinical and Clinical departments for research activities of UGs & PGs*

6. Central Laboratory :

- Controlling Department: *Professor & HOD of Bio-Chemistry*
 - Working Hours : *24 Hrs*
 - Investigative workload :
- (Approximate number of investigations done daily)

Radiology:	On inspection day	Average (monthly)	Microbiology	On inspection day	Average (monthly)
Plain X-Rays	415	12660	Bacteriology	227	6750
CT Scans	37	1140	Serology	238	7050
MR Scans	32	930	Mycology	36	1050
Mammography	6	240	Parasitology	162	4800
Barium studies / IVP	19	540	Virology	142	4200
Ultrasonography	227	6750	Immunology	78	2310
DSA	1	5			
Others	3	50			

Pathology	On inspection day	Average (monthly)	Biochemistry	On inspection day	Average (monthly)
Haematology	1109	33210	Blood chemistry	1642	49170
Histopathology	43	1260	Endocrinology	282	8790
FNAC	31	900	Other fluids	172	5040
Cytology	72	2100			



Radiotherapy (Optional) - NOT APPLICABLE	
Radiotherapy	-
Teletherapy	-
Brachy therapy	-

7.Operation Theatres:

AC / Non AC	<i>Air Conditioned</i>	Number of OTs functional per day	<i>17</i>
Numbers	<i>17</i>	Number of days operations carried out	<i>Every Day</i>
Pre-Anaesthetic clinic		Average No. of case operated daily (Entire hospital)	<i>Major - 60 Minor - 91 Total - 151</i>
Resuscitation arrangements	<i>Adequate / Inadequate</i>	Equipments	<i>Available</i>

	Surgery	Ophthal	ENT	Ortho	OBG	Other	Total
AC / Non AC	<i>A/C</i>	<i>A/C</i>	<i>A/C</i>	<i>A/C</i>	<i>A/C</i>	<i>A/C</i>	
Numbers	<i>3</i>	<i>2</i>	<i>2</i>	<i>2</i>	<i>4</i>	<i>4</i>	<i>17</i>
Equipment(s)	<i>Adequate</i>	<i>Adequate</i>	<i>Adequate</i>	<i>Adequate</i>	<i>Adequate</i>	<i>Adequate</i>	
Pre-Anaesthetic Clinic	<i>Available</i>	<i>Available</i>	<i>Available</i>	<i>Available</i>	<i>Available</i>	<i>Available</i>	
Post-Anaesthetic Care Area	<i>Available</i>	<i>Available</i>	<i>Available</i>	<i>Available</i>	<i>Available</i>	<i>Available</i>	
Resuscitation Arrangement (Adequate / Non-Adequate)	<i>Adequate</i>	<i>Adequate</i>	<i>Adequate</i>	<i>Adequate</i>	<i>Adequate</i>	<i>Adequate</i>	
ICU	<i>Provided</i>	<i>Provided</i>	<i>Provided</i>	<i>Provided</i>	<i>Provided</i>	<i>Provided</i>	
Pain Clinic	<i>Available</i>	<i>Available</i>	<i>Available</i>	<i>Available</i>	<i>Available</i>	<i>Available</i>	
Total Anaesthesia Staff	<i>15</i>	<i>10</i>	<i>10</i>	<i>10</i>	<i>20</i>	<i>20</i>	<i>85</i>
Average No. of Cases Operated Daily :							
Elective Major	<i>10</i>	<i>12</i>	<i>3</i>	<i>8</i>	<i>8</i>		<i>41</i>
Emergency Major	<i>5</i>	<i>1</i>	<i>1</i>	<i>8</i>	<i>4</i>		<i>19</i>
Minor	<i>30</i>	<i>17</i>	<i>9</i>	<i>20</i>	<i>15</i>		<i>91</i>
Total	<i>45</i>	<i>30</i>	<i>13</i>	<i>36</i>	<i>27</i>		<i>151</i>

Signature of Assessor

8. Central supply of Oxygen / Suction: **Available / Not-available**
9. Central Sterilization Department **Adequate / Inadequate**
10. Laundry: **Manual/Mechanical/Outsourced:**
11. Kitchen **Gas / Fire**
12. Incinerator: **Functional / Non-functional** Capacity: **25 KG/hour**
13. Bio-waste disposal **Outsourced / any other method**
14. Generator facility **Available / Not-available**
15. Medical Record Section: **Computerized / Non-computerized**
- ICD10 classification **Used / Not-used**
 - Number of Births in the Hospital during the last one year: **3724**

Note: The data be verified by checking the death/birth registration forms sent by the college/hospital to the Registrar, Deaths & Births (*Photocopy of all such forms be obtained*)

16. Recreational facilities: **Available / Not-available**
- Play Grounds : **Available**
- **Play Grounds are utilized by Postgraduate Students along with the Undergraduate Students**
- Out Door Games : **Basketball, Volleyball, Tennikoit, Throw Ball, Cricket, Ball Badminton, Shuttle Badminton, Javelin, Discus, Shot-put, High Jump**
- In Door Games : **Table Tennis, Shuttle Badminton, Carroms & Chess, Multi Gym, Dumbles & Weights**

17. Hostel facilities

UGs (No. of Rooms)		Interns (No. of Rooms)		PGs (No. of Rooms)	
Boys	Girls	Boys	Girls	Boys	Girls
170 Rooms	190 Rooms	70 Rooms	80 Rooms	150	150
312 Students	382 Students	70 Students	80 Students	150	120

18. Residential accommodation for Staff / Paramedical staff **Adequate / Inadequate**
19. Ethical Committee (Constitution):
(Specify number of meetings held annually & minutes thereof)
- a. **Animal Ethical Committee :**
- Principal - **Dr. K. Umamaheswara Rao**
- Judge - **Mr. T. Rama Raju**
- Lawyer - **Mrs. DSL Tulasi Devi**
- Veterinary Doctor - **Dr. Veeram Chetty**
- Human Rights Committee Member - **Mr. Gopala Krishnam Raju**
- Social Worker - **Mr. Gadamsetty Ramesh Kumar**
- Professor & HOD of Pharmacology - **Dr. V. Seshayamma**

- Professor & HOD of Microbiology - *Dr . S. Subbarayudu*
- Professor & HOD of Physiology - *Dr. Mohmmed Zaffrullah*
- b. Clinical Ethical Committee (Constitution) :**
- Principal - *Dr. K. Umamaheswara Rao*
- Judge - *Mr. T. Rama Raju*
- Lawyer - *Mrs. DSL Tulasi Devi*
- Human Rights Committee Member - *Mr. Gopala Krishnam Raju*
- Social Worker - *Mr. Gadamsetty Ramesh Kumar*
- Professor & HOD of General Medicine - *Dr. Gambir Swarnalatha Devi*
- Professor & HOD of General Surgery - *Dr. Perubhotla Hari Hara Sastry*
- Professor & HOD of OBGY - *Dr. Merugu Syam Mohan Rao*
- Professor & HOD of Paediatrics - *Dr. P. Sudarsini*
- Professor & HOD of Radio – Diagnosis - *Dr. Narvekar Venkatesh Nagesh*
- Professor & HOD of Anaesthesia - *Dr. Kommanapalli Venkateswara Rao*
- Professor & HOD of Pathology - *Dr. B. A. Ramakrishna*

The **IAEC** Members will regularly meet quarterly to review the latest number of animals present in the Animal House, further requirement for experiments in the departments of Pharmacology, Physiology etc.

The **IEC** meeting will be held every three months to accept the protocols of P.G. Dissertations of various Clinical Specialties and issue Ethics Clearance Certificates for the Postgraduates.

20. Medical Education Unit (Constitution)

(Specify number of meetings held annually & minutes thereof)

- a) **Staff :** **Member :**
- Officer Incharge** - *Dr. K. Umamaheswara Rao*
Principal
Professor of Paediatrics
- Co – Ordinator** - *Prof. Prabhu Govindrao Deotale*
Professor & HOD of Community Medicine
- Honorary Faculty**
- Professor & HOD of Pathology - *Prof. B.A. Rama Krishna*
- Professor of Community Medicine - *Prof. K.Chandra Sekhar*
- Professor & HOD of General Medicine - *Prof. Gambir Swarnalatha Devi*
- Professor & HOD of General Surgery - *Prof. Perubhotla Hari Hara Sastry*
- Professor & HOD of Paediatrics - *Prof. P. Sudarsini*
- Professor & HOD of Ophthalmology - *Prof. Vadada Narasinga Rao*
- Professor & HOD of Anatomy - *Prof. Puttagunta Bapuji*
- Professor & HOD of Microbiology - *Prof. S. Subbarayudu*
- Professor & HOD of Biochemistry - *Prof. K. Ambika Devi*

- Supportive Staff : *Mr. G.Udaya Bhaskar*
- Stenographer : *Mr. K.S.Anjaneya Raju*
- Computer Operator : *Mr. P.Anjaneya Raju*
- Technicians in Audio-Visual Aids,
Photographer & Artist : *Mr. Dhanunjaya,
Mr. Pradeep Singh
Mr. Rama Rao*
- b) Equipment available : *Xerox Machine, Computer with
Internet Facility, Scanner, OHP Slide
Projector, TV & VCR, Black Board,
LCD Projectors, Public addressing
system, Microphones*
- c) Teaching & Training Material available : *Audio Visual Aids, CDs and Literature
material available.
Digital Library Facilities available in
Central Library*
- d) No. of Training Courses conducted by
Medical Education Unit: : *Seven Training Courses held in 2014*
- (i) Categories of personnel trained : *Faculty, P.G.s & CRRIS*
- (ii) Number trained in each category : *15 – 20*

MEDICAL EDUCATION UNIT:

Medical Education Unit is established as per the Medical Council of India circular keeping in view of the following objectives:

1. **Faculty Development** – To train teachers of Medical Colleges in Educational Science and Technology and to help them in framing objectives, selecting appropriate teaching/learning techniques, instructional material and assessment devices to find out whether the objectives have been achieved or not. For this purpose workshops of 2 – 3 days duration, short duration training courses, certificate courses etc. is being arranged.
2. **To conduct and support Research in Medical Education** – This is in the form of inquiry driven strategies in various aspects of Medical Education evolving innovative techniques in teaching and learning and their evaluation. Special emphasis is laid on preparing self-learning modules and packages for providing clinical skills to the students.
3. To act as resource centre for educational materials and information and audio-visual media support.
4. To help in continuing Medical Education of private practitioners.
5. Policy development, coordination for furtherance of medical education by establishing task forces and consortiums.
6. Developing system of assessment/testing e.g. programme evaluation student evaluation and faculty evaluation.
7. Developing communication links e.g. newsletter, network etc.
8. Instructional design-developing curricula and providing guidelines for implementing these.
9. Horizontal Integrated Teaching for MBBS Students.
10. Vertical Interaction for Postgraduate Students.


Signature of Assessor



REGIONAL MEDICAL EDUCATION TRAINING PROGRAMME

The following Faculty Members of our Institution were deputed to **REGIONAL MEDICAL EDUCATION TRAINING PROGRAMME** conducted by M.C.I. as on *February, 2015*.

S. No.	Name of the Faculty	Department
1	Dr. Vijaya Mohan Rao .S	General Surgery
2	Dr. Chandra Sekhar.K	Community Medicine
3	Dr. Bhaskar Raju.K	Physiology
4	Dr. Praveen Raju	Community Medicine
5	Dr. Perubhotla Hari Hara Sastry	General Surgery
6	Dr. Govinda Kumar.G	General Surgery
7	Dr. Aruna .G	Biochemistry
8	Dr. Siva Kumar Nadella	Pharmacology
9	Dr. N. Raveendra Kumar	Pharmacology
10	Dr. Manaswini Das	Microbiology
11	Dr. Pulipati Anil Kumar	Anatomy
12	Dr. K.Uma Maheswara Rao	Principal
13	Dr. G.Hari Jagannadha Rao	Pharmacology
14	Dr. P.Vittal Prasad	E.N.T
15	Dr. Manas Ranjan Rout	E.N.T
16	Dr. P.Sudarsini	Paediatrics
17	Dr. P. Bapuji	Anatomy
18	Dr. Md. Zaffrullah	Physiology
19	Dr. K. Ambika Devi	Biochemistry
20	Dr. S. Subba Rayudu	Microbiology
21	Dr. V. Seshayamma	Pharmacology
22	Dr. P.G. Deotale	Community Medicine



Director/ Dean/ Principal

Signature of Assessor



PART – II (Departmental Information)

1 **Department inspected:** **Radio-Diagnosis**

2 **Particulars of HOD**

Name: **Dr. Narvekar Venkatesh Nagesh** Age: **66 Years** (Date of Birth): **08/11/1948**

PG Degree	Year	Institution	University
<i>Recognised/ Not Recognized</i>	1981	AFMC, Pune	University of Pune

Teaching Experience

Designation	Institution	From	TO	Total experience
Asstt Professor	Base Hospital Delhi MH Meerut	01/11/1981	09/09/1985	3Y 10M 8D
		19/09/1988	30/11/1989	1Y 2M 11D
Assoc Professor/Reader	MH Meerut 92 Base Hospital Sri Nagar ASRAMS, Eluru	01/12/1989	29/02/1992	2Y 2M 28D
		01/03/1992	16/08/1993	1Y 5M 15D
		15/10/2007	31/03/2008	5M 16D
Professor	JJM MC, Davangere ASRAM, Eluru ASRAM, Eluru	01/09/1995	01/10/2007	12Y 1M
		01/04/2008	16/08/2010	2Y 4M 15D
		01/01/2011	Till date	4Y 4M 4D
			Grand Total	28 Years

a) **Purpose of Present inspection:** Grant of Permission/ **Recognition of One MD seat &/ Increase of seats / Renewal of recognition of one MD seat/Compliance Verification**

b) **Date of last MCI inspection of the department:** **2012**

(Write Not Applicable for first MCI inspection)

c) **Purpose of Last Inspection:** **Enhancement MD (Radio Diagnosis) seats from 04 (Four) 05 (Five)**

d) **Result of last Inspection:** **Enhanced vide MCI Lt. No: MCI -259(22)/2011-Med/10259, dated 31.03.2012**

(Copy of MCI letter be attached)

3. **Mode of selection** (actual/proposed) of PG students.

Selection is done strictly on the basis of Academic Merit by the Dr. NTR University of Health Sciences, Vijayawada as determined by Common Competitive Entrance test conducted by Dr. NTR UHS, Vijayawada

In our institution 50% of the total P.G Degree and Diploma Courses will be filled by the Dr. NTR University of Health Sciences, Vijayawada, A.P., and the remaining 50% by the Management of our Institution on the basis of Merit.

4 If course already started, year wise number of PG students admitted and available PG teachers during the last 5 years:

Year	No. of PG students admitted		No. of PG Teachers available in the dept. (give names)
	Degree	Diploma	
2014	5	3	10
2013	5	3	9
2012	5	3	9
2011	4	3	9
2010	4	3	9

5 Departmental General facilities:



- Teaching Resident Staff (Annexed) : *List Enclosed*

**Alluri Sitarama Raju Academy of Medical Sciences
Eluru - 534 005**

Department of Radio-Diagnosis



TEACHING STAFF




No.	Post	Name with Date of Birth	Nature of Employment Full Time / Part Time / Hon.	PAN Number TDS deducted	Qualification with dates thereof & Where obtained		University	Teaching Experience					*Benefit of publications in promotion Yes/No, if yes List publications
					Subject with year of Passing	College		Post	Institution	From	To	Total	
1	Professor	Dr. Narvekar Venkatesh Nagesh 08/11/1948 66 Years	Full Time	ABNPN5764A	6 MD Radio-Diagnosis 1981	7 AFMC	8 University of Pune	9 Professor	10 ASRAM	11 01/01/2011	12 Till Date	13 4Years, 4Months, 11Days	14
								Professor	ASRAM	01/04/2008	16/08/2010	2Years, 4Months, 15Days	
								Professor	JJM MC	01/09/1995	01/10/2007	12years 1months	
								Associate Professor / Classified Specialist	ASRAM 92 Base Hospital Sri Nagar	15/10/2007	31/03/2008	5months 16days	
									MH Meerut	01/03/1992	16/08/1993	1Years, 5Months, 15Days	
									MH Meerut	01/12/1989	29/02/1992	2Years, 2Months, 28Days	
									Post Classification Weightage				
								Assistant Professor / Graded Specialist	MH Meerut	19/09/1988	30/11/1989	1Years, 2Months, 11Days	
									Base Hospital Delhi	01/11/1981	09/09/1985	3Years, 10Months, 8Days	
								P.G. Resident	AFMC, Pune	1978	1981	3 Years	





No.	Post	Name with Date of Birth	Nature of Employment Full Time / Part Time / Hon.	PAN Number TDS deducted	Qualification with dates thereof & Where obtained			Teaching Experience				*Benefit of publications in promotion Yes/No, if yes List publications						
					Subject with year of Passing	College	University	Date wise Teaching Experience with Post & Institute	Post	Institution	From		To	Total				
1	Professor	Dr. V. Siva Leela 15/07/1946 68 Years	Full Time	AGZPS2752A	MD Radio-Diagnosis 1974	OMC 	Osmania University	8	7	6	5	4	3	2	1	13	8Years, 5Months, 11Days 2years 4months 15Years, 9Months, 29Days 12Years, 5Months, 9Days 3years	14
	Professor	Dr. Santosh Kumar Behera 17/03/1952 63 Years	Full Time	AIMPB8712G	MD Radio-Diagnosis 1983	AFMC 	University of Poona										2Years, 7Months, 11Days 11months 23days 2years 10Months 2years 10Months 1Years, 9Months, 26Days 1Years 2Months 2years 11months 3 Years	

No.	Post	Name with Date of Birth	Nature of Employment Full Time / Part Time / Hon.	PAN Number TDS deducted	Qualification with dates thereof & Where obtained		Teaching Experience with Post & Institute				*Benefit of publications in promotion Yes/No, if yes List publications		
					Subject with year of Passing	College	University	Post	Institution	From		To	Total
1	Professor	Dr. B. Venkateswarlu 04/06/1953 61 Years	Full Time	AFDPP0011Q	MD Radio-Diagnosis 2002	Osmania Medical College Hyderabad	Dr. NTRUHS	9	10	11	12	13	14
	Professor	Dr. Geeta S. Shankar 27/10/1969 45 Years	Full Time	AWRPS3236M	MD Radio-Diagnosis April 1997	MR Medical College	Gulbarga University	Professor	ASRAM	23/02/2015	Till Date	13	0Years, 2Months, 20Days
	Associate Professor							Associate Professor	Vinayaka Missions, Salem	07/07/2011	31/12/2013	2Years, 5Months, 24Days	
	Associate Professor							Associate Professor	Osmania Medical College	22/01/2009	30/06/2011	2Years, 5Months, 8Days	
	Assistant Professor							Assistant Professor	Osmania Medical College	17/05/2002	21/01/2009	6Years, 8Months, 4Days	
	Tutor							Tutor	OMC	1999	2002	3 years	
	Professor							Professor	ASRAM	16/01/2014	Till Date	1Years, 3Months, 27Days	
	Professor							Professor	MVJ Medical College Bangalore	01/05/2008	13/01/2014	5Years, 8Months, 12Days	
	Associate Professor							Associate Professor	Rajarajeswari Medical College	10/10/2005	30/09/2007	1Years, 11Months, 20Days	
	Associate Professor							Associate Professor	MVJ Medical College Bangalore	02/05/2002	08/06/2004	2Years, 1Months, 6Days	
	Assistant Professor							Assistant Professor	ASRAM	01/10/2007	31/01/2008	4months	
	Assistant Professor							Assistant Professor	SVS Medical College	01/06/1999	15/04/2002	2Years, 10Months, 14Days	
	Assistant Professor							Assistant Professor	MR Medical College	01/06/1997	31/05/1999	2years	
	P.G. Resident							P.G. Resident	MR Medical College	31/05/1994	30/04/1997	3years	

No.	Post	Name with Date of Birth	Nature of Employment Full Time / Part Time / Hon.	PAN Number TDS deducted	Qualification with dates thereof & Where obtained			Teaching Experience					*Benefit of publications in promotion Yes/No, if yes List publications
					Subject with year of Passing	College	University	Date wise Teaching Experience with Post & Institute					
								Post	Institution	From	To	Total	
1	Professor	Dr. Sangeeta Parag Mahajan 17/10/1964 50 Years	Full Time	AFDPM8764K	6 MD Radio-Diagnosis 1990	7 BJMC	8 Poona University	9 Professor	10 ASRAM	11 01/04/2013	12 Till Date	13 2Years, 1Months, 11Days	14
	Professor	Dr. KVRK Ravinder Raju 02/08/1967 47 Years	Full Time	ADOPK6137H	6 MD Radio-Diagnosis 1996	7 KMC	8 MAHE	9 Professor	10 ASRAM	11 01/05/2013	12 Till Date	13 4years 17days	
	Professor	Dr. Hari Bhagya Prasad 29/12/1968 46 Years	Full Time	AIVPK3139K	6 MD Radio-Diagnosis 2000	7 JUM MC	8 RGUHS	9 Professor	10 ASRAM	11 31/07/2013	12 Till Date	13 1Years, 9Months, 12Days	
								Associate Professor	ASRAM	16/07/2009	30/07/2013	4year 14days	
								Assistant Professor	ASRAM	18/02/2006	15/07/2009	3Years, 4Months, 28Days	
								Assistant Professor	ASRAM	01/08/2002	30/12/2005	3Years, 4Months, 29Days	
								Clinical Registrar	NIMS	11/04/2001	30/05/2002	1Years, 2Months, 19Days	
								P.G. Resident	JJM MC	1996	2000	4years	12/05/2015

No.	Post	Name with Date of Birth	Nature of Employment Full Time / Part Time / Hon.	PAN Number TDS deducted	Qualification with dates thereof & Where obtained			University	Teaching Experience					*Benefit of publications in promotion Yes/No, if yes List publications
					Subject with year of Passing	College	7		8	Date wise Teaching Experience with Post & Institute				
					6			Post	Institution	From	To	Total		
1	Professor	Dr. Sallu Singh 08/01/1965 50 Years	Full Time	ADLPS3931J	MD Radio-Diagnosis 1995	AFMC 	University of Poona	9	10	11	12	13	14	
	Associate Professor	Dr. J. Muraliswar Rao 19/05/1975 39 Years	Full Time	AEPJ4539B	MD Radio-Diagnosis 2005	JIPMER 	Pondicherry	9	ASRAM	01/11/2013	Till Date	13	14	
	Professor							Professor	ASRAM	01/11/2013	Till Date	13	14	
	Professor							Professor	Punjab Institute of Medical Sciences, Jalandhar	07/05/2012	01/06/2013	1 year 1 months		
	Associate Professor							Associate Professor	Gian Sagar Medical College, Patiala	23/02/2007	30/04/2012	5 Years, 2Months, 7Days		
	Associate Professor / Classified Specialist							Associate Professor / Classified Specialist	INHS Sanjeevani Hospital, Cochin	16/12/2005	07/11/2006	10 months 21 days		
	Associate Professor / Classified Specialist							Associate Professor / Classified Specialist	Air Force Hospital, Bangalore	01/12/2002	15/09/2005	2 Years, 9Months, 14Days		
	Assistant Professor / Graded Specialist							Assistant Professor / Graded Specialist	Military Hospital Meerut	11/12/1995	31/03/1999	3 Years, 3Months, 20Days		
	P.G. Resident							P.G. Resident	AFMC, Pune	11/12/1992	10/12/1995	3 years		
	Associate Professor							Associate Professor	ASRAM	01/08/2011	Till Date	3 Years, 9Months, 11Days		
	Assistant Professor							Assistant Professor	ASRAM	17/06/2006	31/07/2011	5 Years, 1Months, 14Days		
	P.G. Resident							P.G. Resident	JIPMER	01/04/2002	31/03/2005	3 years		

No.	Post	Name with Date of Birth	Nature of Employment Full Time / Part Time / Hon.	PAN Number TDS deducted	Qualification with dates thereof & Where obtained			Teaching Experience					*Benefit of publications in promotion Yes/No, if yes List publications
					Subject with year of Passing	College	University	Date wise Teaching Experience with Post & Institute					
								6	7	8	Post	Institution	
1	2	3	4	5	6	7	8	9	10	11	12	13	14
	Associate Professor	Dr. Bhogavalli Venkata Rao 03/11/1973 41 Years	Full Time	AEPPB6006A	MD Radio-Diagnosis Apr-05	JJM MC 	RGUHS	Associate Professor	ASRAM	01/08/2011	Till Date	3Years, 9Months, 11Days	
	Associate Professor	Dr. Sudheer R 19/10/1972 42 Years	Full Time	AFIPR8941N	MD Radio-Diagnosis 2006	Rajah Muttaiiah Med. Colg. 	Annamalai University	Associate Professor	ASRAM	01/03/2013	Till Date	2Years, 2Months, 11Days	
	Associate Professor	Dr. Suresh T 18/06/1979 35 Years	Full Time	AFWPT1697R	MD Radio-Diagnosis Sep-06	SDU M C Kolar 	RGUHS	Associate Professor	ASRAM	01/10/2013	Till Date	1Years, 7Months, 11Days	
								Assistant Professor	ASRAM	13/08/2009	30/09/2013	4Years, 1Months, 17Days	
								Tutor	CMC, Vellore	13/08/2008	12/08/2009	1years	
								P.G. Resident	CMC, Vellore	01/02/2007	12/08/2008	1Years, 6Months, 11Days	
								P.G. Resident	JJM MC	Oct-03	Sep-06	3years	

No.	Post	Name with Date of Birth	Nature of Employment Full Time / Part Time / Hon.	PAN Number TDS deducted	Qualification with dates thereof & Where obtained			Teaching Experience					*Benefit of publications in promotion Yes/No, if yes List publications
					Subject with year of Passing	College	University	Date wise Teaching Experience with Post & Institute	Post	Institution	From	To	
1	2	3	4	5	6	7	8	Date wise Teaching Experience with Post & Institute					14
	Associate Professor	Dr. S. Venkateswara Rao 20/08/1961 53 Years	Full Time	AOFPS1236M	MD Radio-Diagnosis Sep-06	AIMS Bellur 	RGUHS	9	10	11	12	13	14
	Associate Professor	Dr. Kiran Raju Nandyala 19/04/1982 33 Years	Full Time	ANFPN7451A	MD Radio-Diagnosis May-10	ASRAM 	Dr. NTR UHS	Associate Professor	ASRAM	23/03/2015	Till Date	0 Years, 1Month, 20Days	
	Assistant Professor	Dr. Nunna Veera Venkata Sankrishna 20/06/1964 50 Years	Full Time	ACWPN9852H	MD Radio-Diagnosis 1992	OMC 	NTR UHS	Assistant Professor	ASRAM	17/11/2009	Till Date	5Years, 5Months, 26Days	
	Assistant Professor	Dr. Nudurupati Uma 16/06/1974 40 Years	Full Time	AERP1242E	MD Radio-Diagnosis 2004 Sept	AMC 	Dr. NTR UHS	Assistant Professor	ASRAM	01/12/2010	Till Date	4Years, 5Months, 11Days	
	Radio-Diagnosis							Senior Resident	Dr. PSIMS&RF	01/07/2006	15/06/2009	2Years, 11Months, 14Days	
								P.G. Resident	NIZAMS, Hyd	05/02/2005	10/05/2006	1Years, 3Months, 5Days	
								P.G. Resident	AMC	2001	2004	3 years	12/05/2015

No.	Post	Name with Date of Birth	Nature of Employment Full Time / Part Time / Hon.	PAN Number TDS deducted	Qualification with dates thereof & Where obtained			Teaching Experience					*Benefit of publications in promotion Yes/No, if yes List publications
					Subject with year of Passing	College	University	Date wise Teaching Experience with Post & Institute					
								Post	Institution	From	To	Total	
1	2	3	4	5	6	7	8	9	10	11	12	13	14
	Assistant Professor	Dr. Lakshmi Sindhura Nadella 09/10/1983 31 Years	Full Time	ADFPN3925R	MD Radio-Diagnosis Nov 2011	ASRAM 	Dr. NTR UHS	Assistant Professor	ASRAM	01/03/2013	Till Date	2 Years, 2 Months, 11 Days	
	Assistant Professor	Dr. Shirish Paul Ganta 29/07/1985 29 Years	Full Time	AUVPG7817Q	MD Radio-Diagnosis May-13	Narayana Medical College 	Dr. NTR UHS	Assistant Professor	ASRAM	09/12/2014	Till Date	0 Years, 5 Months, 3 Days	
	Assistant Professor	Dr. Lakshmi Sudha Prasanna K 22/02/1983 32 Years	Full Time	ANCPK0541R	MD Radio-Diagnosis '2010	Sri Rama Chandra Medical College 	Sri Rama Chandra University	Assistant Professor	ASRAM	01/06/2013	Till Date	1 Year, 11 Months, 11 Days	
	Senior Resident	Dr. Mullaipudi Indira Satyanarayana 19/11/1982 32 Years	Full Time	ACAP1176K	MD Radio-Diagnosis April 2010	BJ Medical College Ahmedabad	Gujarat University	P.G. Resident	Sri Rama Chandra Medical College	2007	2010	3 years	
	Senior Resident	Dr. Divi Srinivas 05/04/1964 51 Years	Full Time	ACEPD6530P	MD Radio-Diagnosis 1995 August	GMC	Dr. NTR UHS	Senior Resident	ASRAM	01/07/2003	Till Date	11 Years, 10 Months, 11 Days	
								P.G. Resident	GMC	1992	1995	3 years	

X
Dr. Divi Srinivas
Dr. Mullaipudi Indira Satyanarayana

No.	Post	Name with Date of Birth	Nature of Employment Full Time / Part Time / Hon.	PAN Number TDS deducted	Qualification with dates thereof & Where obtained			Teaching Experience					*Benefit of publications in promotion Yes/No, if yes List publications
					Subject with year of Passing	College	University	Date wise Teaching Experience with Post & Institute					
								Post	Institution	From	To	Total	
1	Senior Resident	Dr. Madhava Trivikrama Mahidhar.P 01/11/1980 34 Years	Full Time	BDWPP0941F	MD Radio-Diagnosis Jun-09	RMC	Dr. NTR UHS	9	10	11	12	13	14
	Senior Resident	Dr. Rakesh Bayyavarapu 14/06/1987 27 Years	Full Time	BAJPPR8450B	MD Radio-Diagnosis May2013	Meenakshi Medical College	Meenakshi University	Senior Resident	ASRAM	03/08/2013	Till Date	1 Years, 9Months, 9Days	3 years
	Senior Resident	Dr. Vemisetty Praveen 01/07/1979 35 Years	Full Time	AMVPV8057F	DMRD Radio-Diagnosis Nov2010	Mamata Medical College	Dr. NTR UHS	Senior Resident	ASRAM	01/04/2013	Till Date	2Years, 1Months, 11Days	3 years
	Senior Resident	Dr. Venkateswara Rao. P 12/05/1985 30 Years	Full Time	BRAPP3476K	MD Radio-Diagnosis April 2013	ASRAM	Dr. NTR UHS	Senior Resident	ASRAM	16/02/2015	Till Date	0Years, 2Months, 27Days	3 years
	Senior Resident	Dr. Shailaja Murniraj 18/02/1985 30 Years	Full Time	CFMPM2140C	MD Radio-Diagnosis May2013	JJM Medical College	Rajiv Gandhi University	Senior Resident	ASRAM	02/04/2015	Till Date	0Years, 1Months, 10Days	3 years

* Has any of these faculty members been considered in PG/UG inspection at any other college or any other subject in this college after 01.03.2014. If yes, give details. - *Nil*

6 List of Faculty joining and leaving after last inspection:

DESIGNATIONS	NUMBER	NAMES	
		JOINING FACULTY	LEAVING FACULTY
Professor		<i>Dr. B. Venkateswarlu</i>	
Associate Prof.		<i>Dr. S. Venkateswara Rao</i>	
Assistant Prof.		<i>Dr. Sirish Paul Ganta</i>	
SR/Tutor/Demons.		<i>Dr. Rakesh Bayyavarapu</i> <i>Dr. P. Venkateswara Rao</i> <i>Dr. Shailaja Muniraj</i>	<i>Dr. Subhash Chilakapati</i> <i>Dr. Sravanthi Yerram</i>
Others			

7 List of Non-teaching Staff in the department: -

S. No.	Name	Designation
1	VSC Bose	RSO & Adm. Officer
2	S. Raghavendra	Radiographic Technician
3	AVK Ajith Kumar	Radiographic Technician
4	V.Kalyani	Radiographic Technician
5	T.V. Rama Krishna Rao	Radiographic Technician
6	M. Bangaru Swamy	Radiographic Technician
7	P. Chanti	Radiographic Technician
8	B. Naresh	Radiographic Technician
9	J.S.N. Raju	CR Technician
10	P. Niranjan	Dark Room Assistant
11	P. Sri Lakshmi	Mammography Technician
12	D.P. Rao	MRI / CT Technician
13	G.L.Narayana	MRI / CT Technician
14	M. Sai Manikanta	MRI / CT Technician
15	D. Sudhakar	MRI / CT Technician
16	G.Leelavathi	Steno cum Computer Operator
17	P.Durga Devi	Steno cum Computer Operator
18	R.Siva Parvathi	Ultra Sound Assistant.
19	M.Bhavani	Ultra Sound Assistant.
20	M.Lakshmi Haritha	Clerk cum Computer Operator

21	Prakash Rani D.	Staff Nurse.
22	D.Sujatha	A.N.M.
23	U.Ratna Karunamma	A.N.M.
24	U. Sridevi	A.N.M.
25	T.Rajya Lakshmi	A.N.M.
26	M.Manoharam	A.N.M.
27	G.Karunamma	A.N.M.
28	Mr. Mahesh Babu	Store Keepee
29	M.Satya Devi	Receptionist
30	D.Punya Vathi	Despatch
31	M.Sumathi	Attender
32	D. Krisha	Attender
33	P.Meri Ratna Kumari.	Attender
34	M.Kumari	Attender
35	P.Prasanna	Attender
36	L. Anu	Attender
37	A.Durga.	Sweeper

8 Daily investigative workload :

- Total number of plain X-rays daily : 422
- Daily Ultrasound : 225
- Daily CT Scan : 38
- Daily MRI : 31
- Special Investigations like Barium study/IVP etc : 18
- Mammography : 8
- CT guided procedures like FNAC : 50 per month
- Ultrasound guided/procedures like FNAC/Aspirations
- DSA : 01 Per month
- Others : 10 per day (Colour Doppler)

9 Year-wise investigative workload (during previous 3 years) for department of Radio-Diagnosis.

Parameters	2012	2013	2014
Total number of Conventional Radiology (X-Rays.)	137620	145434	147145
Total number of Contrast Radiology(Ba.IVP)	5998	6671	6715
Total number of Ultrasound (Gray Scale)	72709	74085	78948
Total number of USG (Colour Doppler)	3613	3859	4059
Ultrasound guided FNAC/Biopsy	538	627	771

CT Scan	13243	14033	14180
CT guided Biopsy/FNAC • Ultrasound guided FNAC/Aspirations etc.	99	100	102
MRI(Plain & contrast)	10721	11289	11605
Angiography (conventional/DSA) Mammography	8 2619	10 2977	12 3017

10. Specialty clinics being run by the department, if any.
11. Services provided by the Department, if any: **MRI, CT, Computerized Radiography, Dental Radiography, U/S Guided, CT Guided Biopsy and aspirations, CT Angio, MR Angio, CT with contrast, Mammography.**
12. Departmental Library:
- Total No. of Books : 195
 - Purchase of latest editions in last 3 years : 105
 - No. of Journals : 14
13. Departmental Research Lab : **Central Research Lab**
- Space : 100 Sqm
 - Equipment : List enclosed
 - Research projects utilizing Deptt research lab: **Dissertations, Paper Publications.**
14. Departmental Museum (Wherever applicable).
- Space : 50 Sqm
 - No. of specimens : 50
 - Charts/ Diagrams : Films 750, Diagrams 75
15. Space: No. of rooms : 20
- Patient Exam. Arrangement for FNAC etc .: Available
 - Equipments : List enclosed
 - Teaching Space : Demo Halls-2, Seminar Halls-1
 - Waiting area for patients: Available, adequately
16. Office space:
- | | <u>Departmental Office</u> | <u>Office Space for Teaching Faculty</u> |
|-------------------------|----------------------------|--|
| • Space | : 20 Sq.m | HOD : 20 Sqm |
| • Staff (Steno /Clerk). | : Available | Professors : 20 Sqm |
| • Computer/ Typewriter: | Available | Assoc. Prof : 18 Sqm |
| | | Asstt Prof. : 15 Sqm |
| | | Residents : 15 Sqm |

17. Clinico- Pathological conference : **Once in a month**
18. Death Review Meetings : **Not applicable**
19. Submission of PNDT Data to authorities : **Regularly submitting to DM & HO, Eluru.**
20. Publications from the department during the last three years. Indexed Non-indexed
10
(List Enclosed)
21. Equipments: List of important equipments available and their functional status
(List here only – NO annexure to be attached)

X-ray Machines: **06 (800 mA-2, 500 mA-2, 300 mA-2)**

Number of Static Machines with capacity : **06**

Dental mobile (Confident) Radiography : **01 60 mA**

Number of Mobile Machines with capacity : **60 mA-6**

X-ray machines with T.V.

imaging facility : **02**

CT Scan : **01** Year of manufacture: **2010**

(How many slice) : **40**

MRI(How many Tesla): **1.5** Year of manufacture: **2014 (Under installation)**

Mammography Machine : **GE Wipro-01**

Ultrasound Machine (Grey scale) : **07**

• Color Doppler : **04**

• Grey Scale : **01**

• Portable : **02**

DSA : **01**

P.E.T. Scan (Optional) : **Not available**

22. Radiation Protection Measures being taken or not? **Yes, Taken**
 - No. of TLD Badges issued and renewed upto : **64, June 2015**
 - AERB Sanction obtained or not : **(Annexed)**

23. Academic outcome based parameters

- (a) Theory classes taken in the last 12 months – Number : **92**
 (Dates, Subjects, Name & Designation Available & Verified/
 of teachers, Attendance sheet) Not available
- (b) Clinical Seminars in last 12 months Number : **102**
 (Dates, Subjects, Name & Designation Available & Verified/
 of teachers, Attendance sheet) Not available
- (c) Journal Clubs held in last 12 months Number : **53**
 (Dates, Subjects, Name & Designation Available & Verified/
 of teachers, Attendance sheet) Not available
- (d) Case presentations held in last 12 months Number : **109**
 (Dates, Subjects, Name & Designation Available & Verified/
 of teachers, Attendance sheet) Not available

(e) Group discussions held in last 12 months
(Dates, Subjects, Name & Designation
of teachers, Attendance sheet)

Number: **102**
Available & Verified/
Not available

(f) Guest lectures held in last 12 months
(Dates, Subjects, Name & Designation
of teachers, Attendance sheet)

Number : **24**
Available & Verified/
Not available

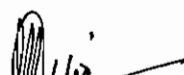
24. Any other information.



Head of Department



Director / Dean / Principal



PART - III**POSTGRADUATE EXAMINATION (Only At the Time Of Inspection)**

1. Minimum prescribed period of training. : *36 months for Degree
24 months for Diploma*
2. Minimum prescribed essential attendance : *80%*

All Post Graduate Students including Service Candidates will be eligible for leave of 30 days in each year.

Leave eligibility will not be carried to the subsequent year.

The Principal of the college is the authority to sanction this leave not exceeding 15 days at a time.

Any period of absence beyond sanctioned leave (maximum of 30 days) shall be treated as absence for the purpose of calculation of attendance.

3. Periodic performance appraisal done or not? - **Yes, done in regular intervals**
- Whether the candidates appearing in the examination have submitted their thesis six months before appearing in examination as per PG Regulations.2000? - **Yes, Submitted**
4. Whether the thesis submitted by the candidates appearing in the examination been accepted or not? - **Yes, Accepted by Dr. NTRUHS, Vijayawada.**
5. Whether the candidates appearing in the examination have (i) presented one poster (ii) read one paper at National/State conference and presented one research paper which has been published/accepted for publication/sent for publication during period of their postgraduate study period: **Yes**
6. Details of examiners appointed by Examining University. **List Enclosed**
7. Whether appointment of examiners, their eligibility & conduct of examination is as per prescribed MCI norms or not ? - **Yes, Eligible as per MCI norms.**
8. Standard of Theory papers and that of Clinical / Practical Examination: **As per MCI Norms**
9. Year of 1st batch pass out (mention name of previous/existing University): **NTRUHS, Vijayawada**

Degree Course - *May 2010, Dr. NTR University*



Signature of Dean/Principal/Director

- Note: (i) Please do not appoint retired faculty as External Examiner
(ii) There should be two internal and two external examiners. If there are no two internal examiners available in the department then only appoint three external examiners.

